

# LEHIGH FOOTBALL RECORD BOOK



## 1977 DIVISION II NATIONAL CHAMPIONS

## TABLE OF CONTENTS

### PATRIOT LEAGUE CHAMPIONS:

1993, 1995, 1998, 1999, 2000, 2001,  
2004, 2006, 2010, 2011, 2016, 2017

### NCAA FCS PLAYOFFS:

1979, 1980, 1998, 1999, 2000,  
2001, 2004, 2010, 2011, 2016, 2017

### LAMBERT CUP CHAMPIONS:

1957, 1961, 1973, 1975,  
1977, 1980, 2001, 2011

Individual Records	2-5
Team Records	6
Individual National Honors	7
Patriot League Honors	8-9
Academic Honors	9
Goodman Stadium Records	10
NCAA Playoff/Lambert Cup History	11
Head Coaching Legacy	12
Team Captains	12
The Rivalry: Lehigh vs. Lafayette	13
Team Awards	14-15
Series Records vs. Opponents	16
Series History For 2023 Opponents	17-18
Lehigh Hall of Fame Members	19
Year-by-Year Results	20-24
Lehigh and the NFL	25

*Last Updated: May 18, 2023*

## INDIVIDUAL RECORDS

### PASSING RECORDS

#### MOST YARDS GAINED

Play: 97, Mike Rieker- Mark Weaver  
(Penn, 1976)

Game: 524, Brad Mayes (Yale, 2016)

Season: 4,378, Chris Lum (2011)

Career: 10,575, Phil Stambaugh (1996-99)

#### MOST COMPLETIONS

Game: 42, Brandon Bialkowski  
(Princeton, 2013)

Season: 358, Chris Lum (2011)

Career: 818, Phil Stambaugh (1996-99)

#### HIGHEST COMPLETION PCT.

Season: 68.01, Phil Stambaugh (1999)

Career: 63.71, Phil Stambaugh (1996-99)

#### MOST TOUCHDOWN PASSES

Game: 6, Scott Semptimphelter

(Lafayette, 1993)

Kyle Keating (Georgetown, 2003)

Mark Borda (Monmouth, 2005)

Chris Lum (UNH, 2011)

Brad Mayes (Yale, 2016)

Season: 32, Chris Lum (2011)

Career: 78, Phil Stambaugh (1996-99)

### TOP PASSING PERFORMANCES

#### LONGEST TOUCHDOWN PASS

1. M. Rieker-Weaver (Penn '76)	97
2. M. Borda-W. Porter (Harvard '05)	91
3. McGowan-Gorman (Princeton '86)	88
4. Cianello-Sutton (Hofstra '01)	86
5. J. Sterrett-Weaver (Army '75)	86
6. Mayes-Portorreal (G'town '18)	85
7. JB Clark-Yansane (Drake '08)	85
8. N.Shafnisky-D. Knott (Fordham '16)	84
9. L. Michalski-Ryan (UConn '81)	83
10. Rieker-Kreider (UC-Davis '77)	81
11. K. McQuilken-Rizzo (Drexel '71)	81

#### PASSING YARDS, GAME

1. Brad Mayes (Yale '16)	524
2. Scott Semptimphelter (LAF '92)	480
3. Todd Brunner (Colgate '89)	467
4. Nick Shafnisky (Princeton '16)	461
5. Bob Aylsworth (Yale'94)	454
6. Glenn Kempa (Holy Cross '91)	444
7. Scott Semptimphelter (NE '92)	434
8. Brandon Bialkowski (Prin. '13)	430
9. Jim Harris (Lafayette '88)	430
10. Todd Brunner (UMass '89)	426

#### PASSING YARDS, SEASON

1. Chris Lum (2011)	4,378
2. Brad Mayes (2017)	3,886
3. Glenn Kempa (1991)	3,565
4. Todd Brunner (1989)	3,516
5. Scott Semptimphelter (1993)	3,449

#### PASSING YARDS, CAREER

1. Phil Stambaugh	10,575
2. Marty Horn	9,120
3. Brad Mayes	8,093
4. Chris Lum	7,823
5. Nick Shafnisky	7,467

#### PASS COMPLETIONS, GAME

1. Brandon Bialkowski (Prin. '13)	42
2. Todd Brunner (Colgate '89)	38
3. Marty Horn (W&M '85)	37
4. Chris Lum (UNH '11)	36
5. Chris Lum (Towson '11)	36
6. Chris Lum (Delaware '10)	35
7. Phil Stambaugh (Dartmouth '99)	35
8. Todd Brunner (UMass '89)	35
9. Todd Brunner (N' eastern '89)	35
10. Bob Aylsworth (Bucknell '94)	34
11. Chris Lum (Yale '11)	34

#### PASS COMPLETIONS, SEASON

1. Chris Lum (2011)	358
2. Brad Mayes (2017)	292
3. Glenn Kempa (1991)	286
4. Todd Brunner (1989)	273
5. Scott Semptimphelter (1993)	249

#### PASS COMPLETIONS, CAREER

1. Phil Stambaugh	818
2. Marty Horn	744
3. Chris Lum	639
4. Brad Mayes	623
5. Nick Shafnisky	595

#### COMPLETION PERCENTAGE, SEASON

1. Phil Stambaugh (1999)	68.01
2. Nick Shafnisky (2015)	66.67
3. Phil Stambaugh (1998)	66.31
4. Chris Lum (2011)	65.93
5. Nick Shafnisky (2016)	64.93

#### COMPLETION PERCENTAGE, CAREER

1. Phil Stambaugh	63.71
2. Nick Shafnisky	63.37
3. Mark Borda	62.45
4. Bob Aylsworth	61.45
5. Chris Lum	61.15

#### TOUCHDOWN PASSES, GAME

1. Mark Borda (Monmouth '05)	6
2. S. Semptimphelter (Lafayette '93)	6
3. Kyle Keating (Georgetown '03)	6
4. Chris Lum (UNH '11)	6
5. Brad Mayes (Yale '16)	6
6. 13 times	5

Most Recent:

Nick Shafnisky(Colgate '16)

#### TOUCHDOWN PASSES, SEASON

1. Chris Lum (2011)	32
2. Glenn Kempa (1991)	31
3. Brad Mayes (2017)	31
4. Scott Semptimphelter (1993)	30
5. Bob Aylsworth (1995)	27

#### TOUCHDOWN PASSES, CAREER

1. Phil Stambaugh	78
2. Marty Horn	62
3. Brad Mayes	61
4. Chris Lum	56
5. Nick Shafnisky	54

#### PASSING YARDS/ATTEMPT, SEASON

1. Mike Rieker (1977)	10.57
2. Joe Sterrett (1975)	9.27
3. Mark Borda (2003)	9.25
4. Jim Harris (1988)	9.07
5. Nick Shafnisky (2016)	8.64

#### PASSING YARDS/ATTEMPT, CAREER

1. Mike Rieker	9.19
2. Joe Sterrett	9.08
3. Brad Mayes	8.56
4. Joe Alleva	8.24
5. Scott Semptimphelter	8.09

#### INTERCEPTION PCT., SEASON

1. Brant Hall (2000)	1.11
2. Brant Hall (2001)	1.70
3. Sedale Threatt (2006)	2.03
4. Dante Perri (2021)	2.21
5. Mark McGowan (1988)	2.42

#### INTERCEPTION PCT., CAREER

1. Brant Hall	1.73
2. Dante Perri	2.41
3. Brad Mayes	2.56
4. Sedale Threatt	2.89
5. Glenn Kempa	2.99

### RECEIVING RECORDS

#### MOST RECEPTIONS

Game: 16, Troy Pelletier (Georgetown, 2017)

Season: 105, Troy Pelletier (2017)

Career: 328, Troy Pelletier (2014-17)

#### MOST RECEIVING YARDS

Game: 319, Jason Cristino (Lafayette, 1992)

Season: 1,614, Ryan Spadola (2011)

Career: 4,216, Troy Pelletier (2014-17)

#### MOST RECEIVING TOUCHDOWNS

Game: 5, Rennie Benn (Indiana, Pa., 1985)

Season: 15, Dave Cecchini (1993) and

Rennie Benn (1983)

Career: 44, Rennie Benn (1982-85)

#### HIGHEST YARDS PER RECEPTION

Season: 23.78, Thomas Gunn (1952)

Career: 19.49, Thomas Gunn

## INDIVIDUAL RECORDS

### TOP RECEIVING PERFORMANCES

#### RECEPTIONS, GAME

1. Troy Pelletier (Georgetown '17)	16
2. Troy Pelletier (Princeton '15)	15
3. Rob Varano (Northeastern '89)	14
Rennie Benn (twice)	14
Adam Bergen (Georgetown '03)	14
Ryan Spadola (Harvard '10)	14
Lee Kurfis (Columbia '13)	14
8. Ten times by eight players	13
Most recent: Troy Pelletier ('Nova/Yale '16)	

#### RECEPTIONS, SEASON

1. Troy Pelletier (2017)	105
2. Lee Kurfis (2013)	99
3. Ryan Spadola (2011)	96
Troy Pelletier (2016)	96
5. Jake Drwal (2011)	92
6. Dave Cecchini (1993)	88
7. Troy Pelletier (2015)	78
Ryan Spadola (2010)	78
Rob Varano (1989)	78
10. R. Benn (1984)/J. Snyder (2001)	77
Brian Klingerman (1995)	77

#### RECEPTIONS, CAREER

1. Troy Pelletier	327
2. Rennie Benn	237
3. Ryan Spadola	232
4. Deron Braswell	217
5. Jake Drwal	193
6. Kody Fedorchka	172
7. Rich Clark	160
8. Horace Hamm	158
9. Brian Klingerman	157
10. Gatlin Casey	156

#### RECEIVING YARDS, GAME

1. Jason Cristino (Lafayette '92)	319
2. Rennie Benn (Indiana, Pa. '85)	266
3. Dave Cecchini (Bucknell '93)	225
4. Rick Moore (Delaware '99)	224
5. Lee Kurfis (CCSU '13)	222
6. Jorge Portorreal (Bucknell '18)	216
Ryan Spadola (Fordham '11)	216
8. Troy Pelletier (Holy Cross '14)	214
Ryan Spadola (Princeton '11)	214
10. Troy Pelletier (Yale '16)	213

#### RECEIVING YARDS, SEASON

1. Ryan Spadola (2011)	1,614
2. Lee Kurfis (2013)	1,351
3. Dave Cecchini (1993)	1,318
4. Troy Pelletier (2017)	1,292
5. Jason Cristino (1992)	1,282
6. Josh Snyder (2001)	1,280
7. Troy Pelletier (2016)	1,278
8. Steve Kreider (1977)	1,181
9. Rennie Benn (1984)	1,149
10. Horace Hamm (1990)	1,148

### RECEIVING YARDS, CAREER

1. Troy Pelletier	4,216
2. Rennie Benn	3,662
3. Ryan Spadola	3,611
4. Deron Braswell	3,292
5. Horace Hamm	2,540
6. Gatlin Casey	2,477
7. Rich Clark	2,386
8. Rob Varano	2,383
9. Jake Drwal	2,323
10. Brian Klingerman	2,298

#### TOUCHDOWN RECEPTIONS, GAME

1. Rennie Benn (Indiana, Pa. '85)	5
2. Troy Pelletier (Georgetown '17)	4
Josh Snyder (C. Conn. St. '01)	4
Steve Kreider (UMass '77)	4
4. 26 times by 15 players	3
Most recent: Gatlin Casey (Penn '17)	

#### TOUCHDOWN RECEPTIONS, SEASON

1. Dave Cecchini (1993)	15
Rennie Benn (1983)	15
3. Dan Ryan (1981)	14
Rennie Benn (1985)	14
Gatlin Casey (2016)	14
6. Horace Hamm (1991)	13
7. Steve Kreider (1977)	12
Josh Snyder (2001)	12
Mark Yeager (1980)	12
Troy Pelletier (2016)	12
Gatlin Casey (2017)	12

#### TOUCHDOWN RECEPTIONS, CAREER

1. Rennie Benn	44
2. Troy Pelletier	37
3. Gatlin Casey	30
4. Deron Braswell	28
5. Steve Kreider	24
Ryan Spadola	24
7. Horace Hamm	22
Brian Klingerman	22
9. Josh Snyder	21
10. Rich Clark	17
Adam Bergen	17

#### YARDS PER RECEPTION, SEASON

1. Thomas Gunn (1952)	23.78
2. Steve Kreider (1977)	22.28
3. Larry Henshaw (1975)	20.60
4. Mike Leib (1968)	19.81
5. Jason Cristino (1992)	19.72
6. Horace Hamm (1990)	18.82
7. John Gorman (1986)	18.47
8. Gatlin Casey (2016)	18.31
9. Mark Yeager (1980)	17.82
10. Kevin Rubin (1992)	17.80

#### YARDS PER RECEPTION, CAREER

1. Tom Gunn	19.49
2. Jason Cristino	18.68
3. Steve Kreider	18.30
4. Larry Henshaw	17.99
5. Gerran Walker	17.91
6. Dan Ryan	17.71
7. Mark Yeager	17.03
8. Mike Leib	16.90
9. Joe Wenzel	16.64
10. Austin Short	16.52

### RUSHING RECORDS

#### YARDS, GAME

1. Jack Rizzo (Lafayette '71)	31-313
2. Rabih Abdullah (Cornell '95)	22-266
3. Jermaine Pugh (Fordham '03)	32-238
4. Erick Torain (Lafayette '90)	36-224
5. Rabih Abdullah (Lafayette '95)	42-223
6. Bob Naylor (VMI '56)	17-220
7. Dom Bragalone (Fordham '17)	27-218
8. Rabih Abdullah (Colgate '95)	35-207
9. Mark Lookenbill (W & M '91)	34-205
10. Erick Torain (Towson '90)	33-201
Dom Bragalone (Holy Cross '17)	30-201

#### YARDS, SEASON

1. Rabih Abdullah (1995)	1,536
2. Dom Bragalone (2017)	1,388
3. Ronald Jean (1999)	1,358
4. Jermaine Pugh (2002)	1,339
5. Rabih Abdullah (1997)	1,225
6. Dom Bragalone (2016)	1,171
7. Jack Rizzo (1971)	1,143
8. Rod Gardner (1975)	1,112
9. Keith Sherman (2013)	1,064
10. Dick Gabriel (1949)	1,023

#### YARDS, CAREER

1. Dom Bragalone	4,324
2. Rabih Abdullah	3,696
3. Rod Gardner	3,188
4. Jermaine Pugh	2,674
5. Dick Gabriel	2,506
6. Ronald Jean	2,422
7. Lee Blum	2,398
8. Erick Torain	2,397
9. Jack Rizzo	2,216
10. Don Diorio	2,206

#### YARDS PER RUSH, SEASON

1. Dick Gabriel (1949)	8.12
2. Dick Gabriel (1948)	7.47
3. Zaythan Hill (2019)	7.20
4. Dick Doyne (1948)	7.07
5. Joe Kryla (1951)	6.68
6. Mark Weaver (1975)	6.43
7. Mark Weaver (1974)	6.40
8. Dick Doyne (1950)	6.37
9. Rod Gardner (1975)	6.11
10. Bob Naylor (1955)	6.05
Keith Sherman (2013)	6.05

#### YARDS PER RUSH, CAREER

1. Dick Gabriel	6.59
2. Joe Kryla	5.84
3. Dick Doyne	5.70
4. Mark Weaver	5.64
5. Rabih Abdullah	5.50
6. Bob Naylor	5.42
7. Ronald Jean	5.16
8. Dom Bragalone	5.09
9. Rod Gardner	5.01
10. Keith Sherman	4.99

## INDIVIDUAL RECORDS

### RUSHING TOUCHDOWNS, SEASON

1. Ronald Jean (1999)	23
2. Jack Rizzo (1971)	19
3. Dom Bragalone (2017)	18
4. Eric Rath (2005)	17
Erick Torain (1990)	17
6. Rod Gardner (1975)	15
7. Erick Torain (1988)	14
Rod Gardner (1974)	14
Dom Bragalone (2016)	14
10. Eric Rath (2004)	13

### RUSHING TOUCHDOWNS, CAREER

1. Dom Bragalone	46
2. Rod Gardner	42
3. Erick Torain	40
4. Ronald Jean	36
5. Dick Gabriel	33
Rabih Abdullah	33
7. Eric Rath	32
8. Nick Shafnisky	30
9. Jack Rizzo	25
10. Lee Blum	24

## SCORING/MISC. RECORDS

### SCORING, GAME

1. Ronald Jean (Bucknell '99)	30
Rabih Abdullah (Cornell '95)	30
Erick Torain (Colgate '90)	30
Rennie Benn (Indiana, Pa. '85)	30
5. Jack Rizzo (Gettysburg '71)	25
6. 21 times by 19 players	24

Most recent: Dom Bragalone (HC '17)

### SCORING, SEASON

1. Ronald Jean (1999)	156
2. Dom Bragalone (2017)	132
3. Jack Rizzo (1971)	129
4. Erick Torain (1990)	116
5. Erick Torain (1988)	112
6. Eric Rath (2005)	108
Mark Lookenbill (1991)	108
Rabih Abdullah (1997)	108
9. Rod Gardner (1975)	104
10. Dick Gabriel (1949)	96
Rod Gardner (1974)	96

### SCORING, CAREER

1. Dom Bragalone	312
2. Erick Torain	306
3. Rod Gardner	302
4. Rennie Benn	266
5. Dick Gabriel	252
6. Ronald Jean	240
7. Ed Mish	236
8. Rabih Abdullah	234
9. Troy Pelletier	232
10. Erik Bird	225

### KICK SCORING, SEASON

1. Brian Kelley (2001)	94
2. Jaron Taaffe (1999)	82
3. Ed Mish (2016)	80
4. Matt Douglas (2003)	76
5. Mike Beattie (1986)	72

### KICK SCORING, CAREER

1. Ed Mish	236
2. Erik Bird	225
3. Ted Iobst	196
4. Jason Leo	194
5. Mike Beattie	192
Brian Kelley	192
7. Jaron Taaffe	154
8. Ryan Pandy	127
9. Jake Peery	120
10. Matt Douglas	108

### TOUCHDOWNS, SEASON

1. Ronald Jean (1999)	26
2. Dom Bragalone (2017)	22
3. Jack Rizzo (1971)	21
4. Erick Torain (1990)	19
5. Eric Rath (2005)	18
Mark Lookenbill (1991)	18
Erick Torain (1988)	18
Rabih Abdullah (1997)	18
9. Rod Gardner (1975)	17
10. Dick Gabriel (1949)	16
Rod Gardner (1974)	16

### TOUCHDOWNS, CAREER

1. Dom Bragalone	52
2. Rod Gardner	50
Erick Torain	50
4. Rennie Benn	44
5. Dick Gabriel	42
6. Ronald Jean	40
7. Rabih Abdullah	39
8. Troy Pelletier	38
9. Eric Rath	35
10. Mark Lookenbill	32
Gatlin Casey	32

### FIELD GOALS, GAME

1. Jason Leo (Lafayette '05)	4
Matt Douglas (Fordham '02)	4
Mike Beattie (West Chester '86)	4
4. 11 tied with	3

Most Recent: Dylan Van Dusen (Corn. '22)

### FIELD GOALS, SEASON

1. Mike Beattie (1986)	15
Brian Kelley (2001)	15
3. Austin Henning (2019)	14
4. Mike Beattie (1985)	13
5. Ted Iobst (1978)	12
Matt Douglas (2003)	12
Jason Leo (2006)	12

### FIELD GOALS, CAREER

1. Mike Beattie	37
2. Jason Leo	36
3. Ted Iobst	34
4. Erik Bird	30
5. Brian Kelley/Ed Mish	26

### LONGEST FIELD GOAL

1. Matt Douglas (Colgate '03)	51 yds.
2. Mike Whalen (Maine '79)	49 yds.
3. Brian Kelley (CCSU '01)	48 yds.
4. Four players	47 yds.

Most recent: Matt Douglas (Princeton '02)

### EXTRA POINTS, SEASON

1. Ed Mish (2016)	62
2. Jaron Taaffe (1999)	58
3. Brian Kelley (2001)	49
Brian Kelley (2000)	44
Jaron Taaffe (1998)	44

### EXTRA POINTS, CAREER

1. Ed Mish	158
2. Erik Bird	135
3. Brian Kelley	114
4. Jaron Taaffe	103
5. Ted Iobst	94

### PUNTING AVERAGE, SEASON

1. Steve Smoke (1938)	46.7
2. Ben Talbott (1996)	43.41
3. Ed Mish (2016)	43.00
4. Jason Leo (2008)	42.95
5. Craig Melograno (1993)	42.81

### PUNTING AVERAGE, CAREER

1. Ed Mish	41.63
2. Austin Devine	41.15
3. Jason Leo	40.15
4. Ben Talbott	40.04
5. Jay Heibel	39.68

### LONGEST PUNT RETURN, GAME

1. Bob Naylor (Temple '55)	94
2. Noel (Muhlenberg '48)	90
3. Dick Gabriel (Case '49)	88
4. Jermaine Pugh (Lafayette '01)	85
Pete Sczerbinski (Columbia '88)	85
Sean Pitzer (Princeton '86)	85
7. Jarard Cribbs (Cornell '08)	84
8. Bob Naylor (Bucknell '55)	82
9. Dick Gabriel (Case '48)	78

### LONGEST KICKOFF RETURN, GAME

1. Tom Fisher (Muhlenberg '46)	100
2. Mark Weaver (Delaware '75)	97
3. Ronald Jean (Bucknell '99)	95
Dick Gabriel (Gettysburg '49)	95
5. Steve Kreider (W. Chester '78)	94



*Bob Naylor '57*

## INDIVIDUAL RECORDS

### DEFENSIVE RECORDS

*Note: Lehigh records for interceptions go back to 1970 while most records for tackles and tackles for loss go back to the formation of the Patriot League in 1986. The NCAA began counting tackles and sacks among its official statistics in 2000.*

#### TACKLES, GAME

1. Lee Picariello (W&M '90)	28
2. Tim Diamond (Harvard '07)	22
Sam Brinley (Holy Cross '97)	22
4. Kevin Jefferson (W&M '92)	21
5. Lee Picariello (LAF/Dart. '91)	19
6. Anthony Graziani (Colgate '04)	18
Bryant Appling (Holy Cross '00)	18
Kevin Jefferson (Princeton '92)	18
9. 8 times by 6 players	17

Most recent: Colton Caslow (CCSU '15)

#### TACKLES, SEASON

1. Lee Picariello (1991)	151
2. Lee Picariello (1990)	148
3. Mike Groome (2010)	131
4. Lance Eckenrode (1995)	128
5. Mark Miller (1995)	119
Roman McDonald (1995)	119
7. Keith Woetzel (2019)	118
8. Mike Groome (2011)	117
9. Sam Brinley (1997)	114
10. Anthony Graziani (2004)	111

#### TACKLES, CAREER

1. Lee Picariello	425
2. Ian Eason	372
3. Kevin Jefferson	328
4. Mark Miller	305
5. Colton Caslow	298
6. Keith Woetzel	296
7. Sam Brinley	286
8. Mike Groome	261
Lance Eckenrode	261
10. James Young	254

#### TACKLES-FOR-LOSS, GAME (Since 2001)

1. Keith Woetzel (Lafayette '19)	5
2. Nigel Muhammad (Prin. '12)	4.5
3. Keith Woetzel (Fordham '19)	4
Matt Cohen (G'town '09)	4
5. Brian Jackson (Lafayette '08)	3.5
Colin Newton (UNI '10)	3.5
Chris Zambrano (Fordham '05)	3.5

#### TACKLES-FOR-LOSS, SEASON

1. Chris Hite (1987)	27
2. Dave Sunderland (1996)	19
3. Keith Woetzel (2019)	17
Matt Cohen (2008)	17
5. Mike DeNucci (2022)	16.5
6. Ian Eason (1996)	15
7. Nick Martucci (1997)	14
Chris Hite (1986)	14
9. Mike Gregorek (2003)	13.5
Matt Cohen (2009)	13.5

#### TACKLES-FOR-LOSS, CAREER

1. Ian Eason	45
2. Matt Cohen	44
3. Chris Hite	43
4. Nick Martucci	36
5. Royce Morgan	35.5
6. Roobhenn Smith	35
7. Mike Gregorek	34.5
8. Dave Sunderland	31
9. Keith Woetzel	29.5
10. Al Pierce	25.5

#### SACKS, GAME

1. Kevin Jefferson (W&M '92)	5
2. Keith Woetzel (Fordham '19)	4
Chris Hite (Princeton '87)	4
4. Brian Jackson (Lafayette '08)	3.5
5. 20 times since 1986	3

Most recent: Mike DeNucci (Prin. '22)

#### SACKS, SEASON

1. Keith Woetzel (2019)	12
2. Nick Martucci (1997)	10.5
3. Tom Alfsen (2004)	10
Nick Martucci (1998)	10
5. Matt Cohen (2009)	9
Sam Lawler (1994)	9
Kevin Jefferson (1992)	9
8. Mike Gregorek (2003)	8.5
Mike DeNucci (2022)	8.5
10. Theo Moss (2001)	8
Dave Sunderland (1996)	8
Greg Moore (1994)	8

#### SACKS, CAREER

1. Nick Martucci	24
2. Roobhenn Smith	21.5
3. Mike Gregorek	21
4. Royce Morgan	19.5
5. Kevin Jefferson	19
6. Matt Cohen	18.5
7. Sam Lawler	17
8. Tom Alfsen	16.5
9. Colin Newton	15
10. B.J. Benning	14.5

#### INTERCEPTIONS, GAME

1. Steve Banco (Lafayette '86)	3
2. 15 times since 2001	2


Most recent: Pete Haffner (HC '19)

#### INTERCEPTIONS, SEASON

1. Blair Talmadge (1983)	8
Andy Robinson (1978)	8
3. Jarard Cribbs (2010)	7
Steve Banco (1986)	7
Jim Gum (1983)	7
Charles Marck (1980)	7
7. Jimmy Dutt (1975)	6
8. Jason Mack (1993)	5
Adam Ciperski (1991)	5
Mike O'Hagan (1983)	5
Blair Talmadge (1982)	5
Joe Marcellara (1980)	5
Dale Visokey (1978)	5
Pete Fenton (1977)	5
Jack Tracy (1975)	5
Jimmy Dutt (1973 and 1974)	5
Mark Mitrovich (1971)	5

#### INTERCEPTIONS, CAREER

1. Jimmy Dutt	16
2. Blair Talmadge	15
3. Steve Banco	14
4. Lawrence Williams	13
5. Jarard Cribbs	12
Charles Marck	12
7. Jim Gum	10
Dennis Stock	10
9. Ken Pitter	9
Mike O'Hagan	9
Pete Fenton	9
Mark Mitrovich	9



*Ian Eason '00*



*Mike Groome '12*

## TEAM RECORDS

### TOP TEAM PERFORMANCES

#### TOTAL OFFENSE, GAME

1. Bucknell (1977)	682
2. Bucknell (1998)	677
3. Towson (1998)	672
4. Harvard (1989)	672
5. Lafayette (1971)	664

#### RUSHING OFFENSE, GAME

1. Lafayette (1971)	506
2. Bucknell (1998)	430
3. Northeastern (1980)	424
4. Ithaca (1969)	402
5. Delaware (1970)	375

#### PASSING OFFENSE, GAME

1. Yale (2016)	524
2. Lafayette (1988)	495
3. Lafayette (1992)	480
4. Colgate (1989)	469
5. Princeton (2016)	464

#### FIRST DOWNS, GAME

1. Wm. & Mary (1985)	36
2. <b>Georgetown (2017)</b>	<b>34</b>
Penn (2016)	34
Holy Cross (1991)	34
Dartmouth (1988)	34
6. Six times	33
Most recently vs. Buffalo (1994)	

### TEAM RECORDS

#### LARGEST MARGIN OF VICTORY

106	106-0	*Penn State	1889
83	83-0	Albright	1903
78	78-0	Lafayette	1917
74	74-0	Bucknell	1888
71	71-0	Villanova	1903
69	69-0	Georgetown	2002
66	66-0	Carnegie Tech	1950
64	64-0	Albright	1913
63	63-0	Tufts	1959
62	69-7	Davidson	1981
60	66-6	Lafayette	1890

\* - Most points ever allowed by Penn State

#### LARGEST MARGIN OF DEFEAT

80	0-80	Princeton	1887
76	0-76	Cornell	1892
75	0-75	Princeton	1888
64	0-64	Lafayette	1944
63	14-77	Idaho	1993
60	0-60	Princeton	1904
59	7-66	Princeton	2018
58	0-58	Lafayette	1943
57	6-63	Holy Cross	1987
56	0-56	Holy Cross	2018
54	0-54	Pennsylvania	1885
54	0-54	Villanova	1927
54	0-54	Princeton	1934

### THE MOST....

**Games played, season:** 14, 1977 (12-2)

**Wins, season:** 12 1977 (12-2)  
1998 (12-1)  
2000 (12-1)

**Losses, season:** 11 1901 (1-11)

**Ties, season:** 3 1958 (3-3-3)  
1941 (0-6-3)  
1924 (4-1-3)

**Consecutive wins:** 13, last game of 1997 season and first 12 in 1998

**Consecutive regular season wins:** 18, final nine games of 2011 and first nine of 2012

**Consecutive Patriot League wins:** 18, final two games of 2009 to first four games in 2012

**Points, game:** 106, 1889 vs. Penn State

**Modern era:** 69, 2002 vs. Georgetown

**Points, season:** 466, 2016 (9-3)

**Points allowed, game:** 80, 1887 vs. Princeton

**Modern era:** 77, 1993 at Idaho

**Points allowed, season:** 492, 2017 (5-7)

**Rush yards, game:** 506, 1971 vs. Lafayette  
(Lehigh won 48-19)

**Rush yards, season:** 2,692, 1975 (9-3)

**Pass yards, game:** 524, 2016 at Yale  
(Lehigh won 63-35)

**Pass yards, season:** 4,428, 2011 (11-2)

**Total offense, game:** 682, 1977 at Bucknell  
(Lehigh won 47-13)

**Total offense, season:** 5,806, 2016 (9-3)

### THE FEWEST...

**Points, season:** 47, 1964 (1-7-1)

**Points allowed, season:** 72, 1957 (8-1)

### THE LONGEST...

**Run from scrimmage:** 97 yards

Dick Gabriel vs. Franklin & Marshall, 1948

**Pass completion:** 97 yards

M. Rieker to M. Weaver at Penn, 9/24/76

**Field Goal:** 51 yards

Matt Douglas at Colgate, 11/8/03

**Punt:** 88 yards

John Rhoads vs. Gettysburg, 10/23/71

**Kickoff Return:** 100 yards

Tom Fisher vs. Muhlenberg, 1946

**Punt Return:** 94 yards

Bob Naylor vs. Temple, 10/29/55

**Interception Return:** 100 yards

Marc Thomas vs. Delaware, 10/29/84

**Fumble Return:** 100 yards

Steve Smoke vs. Penn State, 1938

### WINNINGEST SEASONS

2000	12-1
1998	12-1
1977	12-2
2001	11-1
2011	11-2
2012	10-1
1999	10-2
1888	10-2
2010	10-3
1979	10-3
1950	9-0
1980	9-1-2
2016	9-3
1991	9-2
1912	9-2
1903	9-2-1
2004	9-3
1975	9-3

### LONGEST WINNING STREAKS

#### (Single Season)

12	1998, 2000
11	2001
10	2011
9	1950, 2012, 2016
8	1977, 1999, 2004, 2010
7	1975, 1955

### LEHIGH IN THE NATIONAL POLLS

#### (FINAL SEASON RANKING)

Year	Rank	Poll
2016	18	FCS Coaches
	21	STATS
2012	14	FCS Coaches
	16	Sports Network
2011	5	Sports Network
	6	FCS Coaches
2010	14	FCS Coaches
	14	Sports Network
2004	14	ESPN/USA Today
	15	Sports Network
2003	23	ESPN/USA Today
	23	Sports Network
2001	5	ESPN/USA Today
	5	Sports Network
2000	8	Sports Network
1999	14	Sports Network
1998	7	Sports Network

**INDIVIDUAL HONORS**

**AP ALL-AMERICANS**

Year	Name, Position	Team
2019	Keith Woetzel, LB	3rd
2017	Dom Bragalone, RB	1st
2016	Troy Pelletier, WR	3rd
2013	Lee Kurfis, WR	2nd
2011	Ryan Spadola, WR	1st
	Chris Lum, QB	2nd
	Troy McKenna, OL	3rd
2010	Will Rackley, OL	1st
2009	Matt Cohen, LB	2nd
	Will Rackley, OL	3rd
2004	Adam Bergen, TE	1st
	Tom Alfsen, DE	2nd
2003	Adam Bergen, TE	2nd
2001	Abdul Byron, DB	1st
2000	Brian McDonald, OL	1st
1999	Ronald Jean, RB	2nd
	Ian Eason, LB	3rd
1998	Nick Martucci, DE	1st
1996	Ben Talbot, P	2nd
	Brian Bartelle, OT	3rd
1995	Brian Klingerman	1st
1994	Mark LaFeir, TE,	2nd
	Brian Klingerman, WR	3rd
1993	Dave Cecchini, WR	1st
	Craig Melograno, P	3rd
1992	Jason Cristino, WR	2nd
1991	Horace Hamm, WR	2nd
1989	Rob Varano, TE	2nd
1987	Joe Uliana, OG	HM
1986	Joe Uliana, OG	HM
	Mike Kosko, DT	HM
1985	Rennie Benn, WR	HM
	Marty Horn, QB	HM
1984	Wes Walton, DT	2nd
	Rennie Benn, WR	2nd
	Dave Whitehead, C	HM
1983	Rennie Benn, WR	HM
	Wes Walton, DT	3rd
	Marty Horn, QB	HM
1980	Mark Yeager, WR	3rd
1979	Dave Melone, OT	1st
	Jim McCormick, LB	2nd
1977	Steve Kreider, WR	1st
	Mike Rieker, QB	3rd
1976	Mark Orcutt, OT	2nd
1975	Rod Gardner, RB	2nd
1973	Kim McQuilken, QB	1st
	Bill Schlegel, TE	2nd
	Dan Mulholland, OT	HM
	Roger McFillin, LB	HM
1972	Kim McQuilken, QB	3rd
1971	John Hill, C	1st
1969	Charlie Lieb, LB	HM
1959	Walt Meincke, T	1st
1957	Dan Nolan, QB	1st
1950	Dick Doyne, RB	1st
	Bill Ciarvino, G/LB	HM
1949	Dick Gabriel, RB	1st
	Robert Numbers, C	HM

**KODAK/AFCA ALL-AMERICANS**

Year	Name, Position	Team
2017	Dom Bragalone, WR	AFCA
2011	Ryan Spadola, WR	AFCA

2004	Adam Bergen, TE	AFCA
2002	Jeff Santacroce, OL	AFCA
2001	Josh Snyder, WR	AFCA
2000	Brian McDonald, OL	AFCA
1999	Ian Eason, LB	AFCA
1998	Nick Martucci, DE	AFCA
1996	Ben Talbot, P	AFCA
1993	Dave Cecchini, WR	Kodak
1990	Keith Petzold, OG	Kodak
1985	Rennie Benn, WR	Kodak
1983	John Shigo, LB	Kodak
1980	Bruce Rarig, LB	Kodak
1979	Dave Melone, OT	Kodak
	Jim McCormick, LB	Kodak
1977	Mike Rieker, QB	Kodak
1975	Joe Sterrett, QB	Kodak
1973	Kim McQuilken, QB	Kodak
1969	Thad Jamula, T	Kodak

**STATS ALL-AMERICANS**

**(Formerly Sports Network - since 1988)**

Year	Name, Position	Team
2019	Keith Woetzel, LB	3rd
2017	Dom Bragalone, RB	1st
	Troy Pelletier, WR	2nd
2016	Troy Pelletier, WR	3rd
2013	Lee Kurfis, WR	1st
2011	Ryan Spadola, WR	1st
	Chris Lum, QB	2nd
	Jim Liebler, OL	3rd
2010	Jarard Cribbs, DB	1st
	Will Rackley, OL	3rd
	Ryan Spadola, WR	3rd
2009	Matt Cohen, LB	1st
2008	Tim Diamond, LB	HM
	Brian Jackson, DL	HM
	Jason Leo, P	HM
2007	Brian Jackson, DL	2nd
	Kyle Adams, DL	HM
	Tim Diamond, LB	HM
	Jason Leo, P/K	HM
	John Reese, OL	HM
2004	Adam Bergen, TE	1st
	Tom Alfsen, DE	3rd
2003	Adam Bergen, TE	1st
2001	Abdul Byron, DB	1st
2000	Abdul Byron, DB	3rd
1999	Ronald Jean, RB	3rd
	Ian Eason, LB	3rd
1995	Brian Klingerman, WR	3rd
1993	Dave Cecchini, WR	1st
	Craig Melograno, P	2nd
1992	Jason Cristino, WR	2nd
1991	Horace Hamm, WR	1st
	Mike Moriarty, OL	2nd
	Glenn Kempa, QB	HM
1990	Keith Petzold, OG	HM
1989	Rob Varano, WR	2nd
1988	Kent Weaver, OT	HM

**COLLEGE SPORTING NEWS**

Year	Name, Position	Team
2011	Chris Lum, QB	1st
	Ryan Spadola, WR	1st
2010	Will Rackley, OL	1st

2009	Matt Cohen, LB	1st
2008	Quadir Cater, DB	HM

**ECAC ALL-STARS (since 1982)**

Year	Name, Position	Team
2019	Keith Woetzel, LB	1st
2017	Dom Bragalone, RB	1st
	Brad Mayes, QB	1st
	Tim O'Hara, OL	1st
	Troy Pelletier, WR	1st
	Brandon Short, OL	1st
	Zach Duffy, OL	2nd
2016	Zach Duffy, OL	1st
	Ed Mish, K/P	1st
	Troy Pelletier, WR	1st
	Colton Caslow, LB	HM
	Gatlin Casey, WR	HM
2013	Lee Kurfis, WR	1st
2012	Billy Boyko, LB	1st
	Sajjad Chagani, DL	1st
	Mike Vuono, OL	1st
2011	Chris Lum, QB	1st
	Troy McKenna, OL	1st
	Ryan Spadola, WR	1st
	Jake Drwal, WR	2nd
	Mike Groome, LB	2nd
	Jim Liebler, OL	2nd
	Mike Vuono, OL	2nd
2010	Jarard Cribbs, CB	1st
	Mike Groome, LB	1st
	Will Rackley, OL	1st
	Ryan Spadola, WR	1st
2009	Matt Cohen, LB	1st
	BJ Benning, DL	1st
2004	Tom Alfsen, DE	1st
	Adam Bergen, TE	1st
	Justin Terry, OL	HM
2003	Adam Bergen, TE	HM
2002	Jeff Santacroce, OL	1st
2001	Abdul Byron, DB	1st
	Jeff Santacroce, OL	1st
2000	Brian McDonald, OL	1st
	James Young, LB	1st
1999	Ronald Jean, RB	1st
	Phil Stambaugh, QB	2nd
1998	Ian Eason, LB	1st
	Nick Martucci, DE	1st
	Sam Brinley, DB	2nd
	Phil Stambaugh	2nd
1997	Rabih Abdullah, RB	2nd
	Ben Talbot, P	2nd
1996	David Sunderland, DL	2nd
1995	Rabih Abdullah, RB	2nd
	Brian Klingerman, WR	2nd
	Mark Miller, DB	2nd
1994	Brian Klingerman, WR	2nd
	Mark LaFeir, TE	2nd
	Ray Powers, OL	2nd
1993	Dave Cecchini, WR	1st
	Craig Melograno, P	1st
1992	Jason Cristino, WR	1st
1991	Horace Hamm, WR	1st
	Glenn Kempa, QB	2nd
1990	Horace Hamm, WR	1st
	Keith Petzold, OT	2nd

**ECAC ALL-STARS (continued)**

1989	Rob Varano, WR	1st
	Mike Hendricks, OL	2nd
1987	Aaron Frantz, OL	2nd
1986	Joe Uliana, OL	2nd
1985	Rennie Benn, WR	1st
1983	John Shigo, LB	1st
1982	John Shigo, LB	1st

**ECAC OFF. PLAYER OF THE YEAR**

Chris Lum, QB	2011
Nick Shafnisky, QB	2016

**ECAC OFF. ROOKIE OF THE YEAR**

Dom Bragalone, RB	2015
-------------------	------

**WALTER PAYTON AWARD - TOP 3**

Chris Lum, QB (2nd)	2011
---------------------	------

**FCS ADA ALL-AMERICAN**

Dom Bragalone, RB	2017
-------------------	------

**WALTER CAMP ALL-AMERICAN**

2017	Dom Bragalone, RB	1st
2009	Matt Cohen, LB	1st
1914	Billy Cahall, RB	2nd
1912	Vincent Pazzetti, QB	2nd

**CSTV ALL-AMERICAN**

2003	Adam Bergen, TE	1st
------	-----------------	-----

HM - Honorable Mention



*Chris Lum '12*

**GOODMAN STADIUM FIRSTS**

**Game:** Lehigh 27, Cornell 14 (October 1, 1988)

**Attendance:** 13,501

**Play:** 19-yard kickoff return by Frank Monago of Cornell

**Scrimmage Play:** three-yard run by Scott Malaga of Cornell

**Lehigh Play:** two-yard run by Lee Blum

**Completed Pass:** Mark McGowan (Lehigh) to Lee Blum for three yard gain

**Touchdown:** Scott Malaga of Cornell, one yard run in second quarter

**Lehigh Touchdown:** Erick Torain, four yard run in second quarter

**Two-point conversion:** Erick Torain, rush, fourth quarter

**Field Goal:** Erik Bird, Lehigh, 37-yards vs. Colgate (10/8/88)

**Safety:** Lehigh vs. Massachusetts (9/16/89)

**GOODMAN STADIUM RECORDS****RUSHING**

**Attempts:** 45 - Tom Costello (Lafayette) 11/18/89

**Net Yards:** 278 - Jerry Azumah (New Hampshire) 9/30/95

**Longest:** 85 yards - Jerome Bledsoe (Massachusetts) 9/16/89

**Touchdowns:** 5 - Rabih Abdullah (Lehigh) vs. Cornell 10/21/95

**PASSING**

**Attempts:** 76 - Joe Lee (Towson) 10/30/99

**Completions:** 47 - Joe Lee (Towson) 10/30/99

**Net Yards:** 567 - Joe Lee (Towson) 10/30/99

**Longest:** 87 yards - Tim DeMorat to Corey Caddle (Fordham) 10/13/18

**Touchdowns:** 6 - Chris Lum vs. New Hampshire 9/10/11

Mark Borda (Lehigh) vs. Monmouth 9/3/05

Scott Semptimpfelter (Lehigh) vs. Lafayette 11/20/93

**Interceptions:** 4 - Nick Shafnisky (Lehigh) vs. Bucknell 10/11/14

Chris Lum (Lehigh) vs. Harvard 10/3/09

Todd Brunner (Lehigh) vs. Massachusetts 9/16/89

Dan Madine (Fordham) 9/14/96

**RECEIVING**

**Receptions:** 16 - Troy Pelletier (Lehigh) vs. Georgetown 10/14/17

16 - Marquis Spence (Merrimack) 9/28/19

**Net Yards:** 246 - Will Carter (Bucknell) 10/11/14

**Touchdowns:** 4 - Josh Snyder (Lehigh) vs. Cent. Conn. St. 9/29/01

Troy Pelletier (Lehigh) vs. Georgetown 10/14/17

**PUNTING**

**Longest Return:** 85 yards - Pete Sczerbinski (Lehigh) vs. Columbia 10/29/88 and

Jermaine Pugh (Lehigh) vs. Lafayette 11/17/01

**Longest Punt:** 75 yards - Jason Leo (Lehigh) vs. Bucknell 11/15/08

**KICKING**

**Longest Kick Return:** 93 yards - Gatlin Casey (Lehigh) vs. Colgate 10/8/16

**Longest Field Goal:** 51 yards - Derek Ng (Holy Cross), 3/13/21

**TEAM**

**Most Points, Game:** 69 - Lehigh vs. Georgetown 9/7/02

**Combined Points:** 112 - Penn 65, Lehigh 47, 9/23/17

**Points, Half:** 51, 1st - Lehigh vs. Central Connecticut St. 9/29/01

**Points, Quarter:** 30, 2nd - Lehigh vs. C. Connecticut St. 9/29/01

**Net Yards Rushing:** 381 - New Hampshire vs. Lehigh 9/30/95

**Net Yards Passing:** 587 - Towson vs. Lehigh 10/30/99

**Net Yards Total Offense:** 654 - Lehigh vs. William & Mary 11/2/91

**Highest Attendance:** 19,110 - Lehigh vs. Lafayette 11/23/91

**OTHER**

**Lehigh all-time record:** 118-68-1 (.634)

**Lehigh record in NCAA Playoffs:** 1-1 (.500)

**Consecutive home wins:** 27 (Lafayette '97 through Yale '02, lost to Colgate in '02)

**Undefeated seasons:** 5 (1993, 1998, 1999, 2000, 2001)

**ALL-PATRIOT LEAGUE**

Name, Position	Year	Team	Name, Position	Year	Team	Name, Position	Year	Team
Rabih Abdullah, RB	1994; 95, 97	2nd, 1st	Ben Flizack, DL	2010, 2011	2nd, 1st	Mark Miller, DB	1996	1st
Kyle Adams, DL	2007	2nd	Karrie Ford, DB	2004	1st	Randy Miller, TE	1986	1st
Tom Alfsen, DL	2004	1st	Matt Ford, OL	2015	1st	Ed Mish, K/P	2016, 17-18	1st, 2nd
Brett Almassy, DL	1993	2nd	Anthony Fossati, FB	2009	1st	Matt Mohler, LB	2006	2nd
Bryan Andrews, DB	2011	2nd	Chris Fournier, OL	S2021	2nd	Ernest Moore, DB	2006-07	2nd
Matt Andrews, DB	2000	2nd	Don Gormsen, OL	1994	1st	Royce Morgan, DL	2003, 05-06	2nd, 1st
Bryant Appling, LB	1998-99, 00	2nd, 1st	Dustin Grande, TE	2000	1st	Mike Moriarty, DL	1991	2nd
Larry Arico, RB	1991	2nd	Anthony Graziani	2004-05	1st	Jason Morrell, OL	2004	1st
Julian Austin, DB	2006	1st	Mike Gregorek, DL	2002-03	1st	Theo Moss, DL	2001	1st
Bob Aylsworth, QB	1994-95	1st	Mike Groome, LB	2010-11	1st	Caleb Moyer, OL	1997	2nd
John Babb, OL	2000	1st	Oscar Guerrero, OL	2003	1st	Nigel Muhammad, LB	2012-13	2nd
Brian Baker, RB	1996	2nd	Justin Gurth, OL	S2021	2nd	Justin Musiek, PK	2005	2nd
Steve Banco, P	1987	1st	Pete Haffner, LB	2019-2021	2nd	Andrew Nelson, DB	2004, 05	2nd, 1st
Zach Barket, RB	2011	1st	Jamel Haggins, TE	2011	1st	Tim Newton, DL	2013, 14	1st, 2nd
Brian Bartelle, OL	1995-96	1st	Bill Hahner, OL	1993	2nd	Nate Norris, LB	2022	2nd
Kevin Bayani, OL	2008	2nd	Brant Hall, QB	2000-01	1st	Billy O'Brien, DB	2011, 12	2nd, 1st
Brandon Bialkowski, QB	2013	2nd	Horace Hamm, WR	1990, 91	1st, 2nd	Tim O'Hara, OL	2015-16, 17	2nd, 1st
Tom Bianchi, DL	2012	1st	Jay Heibel, P	1998, 01; 99	1st, 2nd	Rich Owens, DL	1994	2nd
Devon Bibbens, WR	2019	1st	Mike Hendricks, WR	1989	1st	Pater Pawlenko, DL	1987	1st
Neal Boozer-Gallman, DB	2004	2nd	Chris Hite, LB	1988	1st	Troy Pelletier, WR	2014, 15-17	2nd, 1st
Billy Boyko, LB	2012	1st	Calvin Hobbs, OL	1992	2nd	Bruce Peltzer, TE	1999	2nd
BJ Benning, DL	2008-09	1st	Brian Jackson, DL	2007-08	1st	David Petett, DL	2000	1st
Adam Bergen, TE	2003-04	1st	Ronald Jean, RB	1998-99	1st	Jim Petrucelli, OL	2006	1st
Rich Bodnar, WR	1998	1st	Kevin Jefferson, LB	1991-92	2nd	Keith Petzold, OL	1990	1st
Mark Borda, QB	2004	2nd	Gabe Johnson, DB	2012	1st	Lee Picariello, LB	1990, 91	1st, 2nd
Dominick Bragalone, RB	2015-18	1st	Jarrold Johnson, OL	1989, 90	2nd, 1st	Al Pierce, LB	2010	1st
Deron Braswell, WR	1996, 97-98	2nd, 1st	Ken Joseph, OL	1991	1st	Ken Pitter, DB	2002	1st
Sam Brinley, DB	1998	1st	Mike Kadow, OL`	1997	2nd	Jorge Portorreal, WR	2018, 19	1st, 2nd
John Bryner, OL	2002	2nd	Kyle Keating, P	2004	1st	Ray Powers, OL	1993-94	1st
Jack Bush, ST	2019	1st	Jim Kehs, OL	2006-07	2nd	Jermaine Pugh, RB	2002	2nd
Abdul Byron, DB	2000-01	1st	Brian Kelley, PK	2001	1st	Will Rackley, OL	2008-10	1st
Jay Campbell, RB	2009, 10	2nd, 1st	Glenn Kempa, QB	1991	2nd	Eric Rakus, DL	2006	1st
Kaloma Cardwell, DB	2004, 05	2nd, 1st	John Kennedy, RS	2007, 09; 10	2nd, 1st	Eric Rath, RB	2004-05	2nd, 1st
Quadir Carter, DB	2008	1st	John Kennedy, DB	2009-10	2nd	John Reese, OL	2005, 06-07	2nd, 1st
Gatlin Casey, WR/KR	2016-17	1st	Brian Klingerman, WR	1994-95	1st	Olivier Rigaud, DB	2015	1st
Colton Caslow, LB	2014, 15-16	2nd, 1st	Andrew Knapp, DE	2010-11	2nd	Tanner Rivas, LB	2010	2nd
Vance Cassell, TE	1989	1st	Andy Kosko, DL	1988-89	1st	Tahir Rivers, DB	1996	2nd
Tyler Cavenas, DL	2016-17	2nd	Mike Kosko, DL	1986	1st	Dave Rosen, DL	1990	2nd
Dave Cecchini, WR	1993	1st	Lee Kurfis, WR	2013	1st	Matt Salvaterra, DB	2001-02	2nd
Sajjad Chagani, NG	2011, 12	2nd, 1st	Mark LaFeir, TE	1993, 94	2nd, 1st	Jeff Santacroce, OL	2001-02	1st
Adam Ciperski, DB	1992	2nd	Matt Laub, DL	2015	2nd	Keith Schauder, OL	2011	2nd
Rich Clark, WR	1991	2nd	Sam Lawler, DL	1994	2nd	Adam Selmasska, OL	2004, 05	2nd, 1st
Tom Clark, DB	1991	1st	Tristan Lawrence, DL	2004	1st	Scott Semptimphelter, QB	1993	1st
Ricky Clerge, OG	2009, 10	2nd, 1st	TyGee Leach, DB	S2021-2022	1st	Nick Shafnisky, QB	2016	1st
Matt Cohen, LB	2007, 08-09	2nd, 1st	Brandon Leaks, DB	2016	2nd	Keith Sherman, RB	2013	1st
Mike Colvin, QB	2012	2nd	Jason Leo, K	2006	1st	Brandon Short, OL	2016, 17	2nd, 1st
Jarard Cribbs, DB	2008, 09-10	2nd, 1st	Jason Leo, P	2005, 07; 08	2nd, 1st	Mikhari Sibblis, DL	2021-22	2nd
Jason Cristino, WR	1992	1st	James Liebler, OL	2010, 2011	2nd, 1st	Antraveous Slaton, DL	1998	2nd
Tom Cunningham, OL	1990	1st	Matt Lippincott, OL	2013	2nd	Alex Smith, P	2010	2nd
Ned Daryoush, OL	2012, 13-14	2nd, 1st	Mark Lookenbill, RB	1991	2nd	Roobhenn Smith, DL	1999, 00	2nd, 1st
Saundrell Davis, DB	1998	1st	Sam Loughery, LB	2012	2nd	Alex Snyder, TE	S2021	2nd
Mike DeNucci, LB	2022	2nd	Steve Ludwig, OL	1998-99	1st	Josh Snyder, WR	2001	1st
Austin Devine, P	2014	1st	Chris Lum, QB	2010-11	1st	Ryan Spadola, WR	2010-12	1st
Tim Diamond, LB	2007-08	1st	Jason Mack, DB	1993-94	1st	Phil Stambaugh, QB	1997-98	2nd, 1st
Tim Divers, P	2013	1st	Landon Maggs, TE	2006	1st	Ryan Sullivan, OL	1999	2nd
Matt Douglas, PK	2003	1st	Nick Martucci, DL	1997-98	1st	David Sunderland, LB	1995, 96	2nd, 1st
Jake Drwal, WR	2010, 2011	2nd, 1st	Curtis May, DB	1996	2nd	Jaron Taaffe, PK	1998-99	1st
Zach Duffy, OL	2015, 16-17	2nd, 1st	Brad Mayes, QB	2017	1st	Mike Taggart, LB	2002, 03	2nd, 1st
Ian Eason, LB	1996-97, 98-99	2nd, 1st	Sam McCloskey, DB	2018-19	2nd	Ben Talbott, P	1995-96	1st
Lance Eckenrode, LB	1995	2nd	Brian McDonald, OL	1999-00	2nd, 1st	Troy Taylor, LB	2009	2nd
Casey Eldemire, CB	2010	2nd	Roman McDonald, DB	1995	2nd	Justin Terry, OL	2003, 04	2nd, 1st
Michael Emory, DL	2000	2nd	Tom McGeoy, LB	2002-03	1st	Brannan Thomas, DB	2006-07	1st
Chuck Endicott, OL	1992	1st	Troy McKenna, OL	2011	1st			
Brian Endler, WR	2000	1st	Craig Melograno, P	1992, 93	2nd, 1st			
Paul Fabre, DL	2006	1st	Brian Meneccola, PK	1996	1st			
Kody Fedorcha, WR	1999	1st						

**PATRIOT LEAGUE HONORS AND AWARDS**

**ACADEMIC AWARDS**

**ALL-PATRIOT LEAGUE (CON'T.)**

Name, Position	Year	Team
Marques Thompson, RB	2006	2nd
Sedale Threatt, QB	2006	1st
John Timko, OL	2000	2nd
Erick Torain, RB	1989, 90	2nd, 1st
Tom Toth, OL	2005	1st
Joe Uliana, OL	1986	1st
Rob Varano, WR	1989	1st
John Veniero, DB	2010	2nd
Mike Vuono, OL	2011-12	1st
Gerran Walker, WR	2004,05	2nd,1st
Tyler Ward, DB	2013	1st
Kent Weaver, OL	1988	1st
Mark Wickware, TE/HB	2011	1st
Lawrence Williams, DB	2002-03	2nd, 1st
LaTreil Wimberly, DB	S2021-2021	2nd
Keith Woetzel, LB	2019	1st
Gregg Wolfson, DB	1988	1st
Doug Yates, OL	1995-96	1st
James Young, LB	1999,00	2nd,1st

**PLAYER OF THE YEAR**

Scott Semptimphelter, QB	1993
Bob Aylsworth, QB	1995
Phil Stambaugh, QB	1998

**OFFENSIVE PLAYER OF THE YEAR**

Horace Hamm, WR	1990,91
Brian Klingerman, WR	1995
Ronald Jean, RB	1999
Josh Snyder, WR	2001
Chris Lum, QB	2011
Nick Shafnisky, QB	2016
Dom Bragalone, RB	2017

**DEFENSIVE PLAYER OF THE YEAR**

Nick Martucci, DL	1998
Ian Eason, LB	1999
Abdul Byron, DB	2001
Matt Cohen, LB	2009

**SPECIAL TEAMS PLAYER OF THE YEAR**

Jason Leo, K	2006
--------------	------

**ROOKIE OF THE YEAR**

Mark McGowan, QB	1986
Dom Bragalone, RB	2015
Geoffrey Jamiel, WR	2022

**COACH OF THE YEAR**

Hank Small	1993
Kevin Higgins	1995, 98, 00
Pete Lembo	2001
Andy Coen	2010, 16

**PATRIOT LEAGUE**

**SCHOLAR-ATHLETE OF THE YEAR**

Rob Varano	1989
Shon Harker	1990
Nick Martucci	1998
Matt Salvaterra	2002

**ACADEMIC ALL-PATRIOT LEAGUE**

RaShawn Allen	2021
Zach Barket	2011, 2012
Jalen Burbage	2022
Austin Dambach	S2021, 2021
Pete Haffner	2018, 2019, S2021
Harrison Kauffman	2017, 2018
Cody Kondas	2015
Jimmy Mitchell	2016, 2017
Josh Parris	2014
Tom Randazza	2010
Tanner Rivas	2010, 2011
Noah Robb	2013
Chris Ruhl	2015
Ryan Spadola	2011, 2012
Micah Tennant	2016

**PATRIOT LEAGUE ANNIVERSARY TEAMS**

**ALL-ANNIVERSARY TEAM (1986-2000)**

Dave Cecchini, WR	1989-92
Ian Eason, LB	1996-99
Nick Martucci, DL	1995-98

**25TH ANNIVERSARY TEAM (1986-2011)**

Adam Bergen, TE	2001-04
Abdul Byron, DB	1998-01
Matt Cohen, LB	2006-09
Ian Eason, LB	1996-99
Nick Martucci, DL	1995-98
Will Rackley, OL	2007-10

**THE "WINNINGEST" TEAM  
IN THE PATRIOT LEAGUE**

Patriot League School Records (since 1986)

	<u>LEAGUE</u>	<u>PL TITLES</u>
Lehigh	138-70-1	12 (2017)
Colgate	134-72-1	10 (2018)
Holy Cross	118-89	10 (2022)
Lafayette	105-102-1	7 (2013)
Fordham	85-105	3 (2014)
Bucknell	83-127-1	1 (1996)
Georgetown	25-102	0

**ACADEMIC ALL-AMERICANS**

**CoSIDA**

2016	Micah Tennant (1st team)
2012	Zach Barket (2nd team)
1998	Nick Martucci (2nd team)
1994	Jason Mack (2nd team)
1991	Rich Clark (2nd team)
1990	Shon Harker (1st team)
1989	Rob Varano (2nd team)
1975	Bobby Liptak (2nd team)

**FCS ATHLETIC DIRECTORS ASSOCIATION**

2021	Austin Dambach
S2021	Austin Dambach
2018	Harrison Kauffman
2016	Micah Tennant
2014	Josh Parris
2012	Zach Barket
2011	Zach Barket
2002	Matt Salvaterra
2000	Matt Andrews

**NFF HAMPSHIRE HONOR SOCIETY**

2022	Jalen Burbage
2022	Michael Callahan
2022	Mikhari Sibblis
2021	RaShawn Allen
2021	Austin Dambach
2021	Jack Fris
2021	Justin Gurth
2021	Pete Haffner
2021	Cross Wilkinson
2020	Erik Slater
2018	Harrison Kauffman
2017	Michael Baur
2017	Jimmy Mitchell
2016	Micah Tennant
2015	Cody Kondas
2015	Chris Ruhl
2014	Ned Daryoush
2014	Josh Parris
2013	Sergio Fernandez-Soto
2013	Kyle Lechner
2012	Zach Barket
2012	Ryan Spadola
2010	Tom Randazza
2009	Frank Giacalone
2008	Brendan VanAckeren

**NCAA POSTGRADUATE SCHOLARSHIP**


1980	David Melone
1977	Michael Yaszemski
1976	Robert Liptak
1975	Jim Addonizio
1973	Thomas Benfield
1968	Richard Miller
1966	Robert Adelaar

**LEHIGH IN THE NCAA PLAYOFFS**


Lehigh is 9-13 overall in the NCAA Playoffs and 6-11 at the FCS (formerly Division I-AA) level.

Year	Opponent	Result	Division
1973	at Western Kentucky	L, 26-16	Div. II
1975	#New Hampshire	L, 35-21	Div. II
1977	at Massachusetts	W, 30-23	Div. II
	at UC Davis	W, 39-30	
	* vs. Jacksonville St.	W, 33-0	
1979	at Murray State	W, 27-9	Div. I-AA
	**vs. Eastern Kentucky	L, 30-7	
1980	#Eastern Kentucky	L, 23-20	Div. I-AA
1998	at Richmond	W, 24-23	Div. I-AA
	at Massachusetts	L, 27-21	
1999	at Hofstra	L, 27-15	Div. I-AA
2000	at Western Illinois	W, 37-7	Div. I-AA
	at Delaware	L, 47-22	Div. I-AA
2001	^Hofstra	W, 27-24 (ot)	Div. I-AA
	at Furman	L, 34-17	
2004	^James Madison	L, 14-13	Div. I-AA
2010	at Northern Iowa	W, 14-7	Div. I-FCS
	at Delaware	L, 42-20	Div. I-FCS
2011	at Towson	W, 40-38	Div. I FCS
	at North Dakota State	L, 24-0	Div. I FCS
2016	at New Hampshire	L, 64-21	Div. I FCS
2017	at Stony Brook	L, 59-29	Div. I FCS

\* Pioneer Bowl (Wichita Falls, Texas)  
 \*\* National Championship (Orlando, Fla.)  
 # Game played at Taylor Stadium  
 ^ Game played at Goodman Stadium



1977 National Champions



Lehigh's 1961 Lambert Cup Winners

**ECAC TEAM OF THE YEAR**

**Division I FCS**

2018	Maine
2017	Stony Brook
2016	<b>Lehigh</b>
2015	Fordham
2014	New Hampshire
2013	Towson
2012	Stony Brook
2011	<b>Lehigh</b>
2010	Delaware
2009	Villanova
2008	James Madison
2007	Delaware
2006	Massachusetts
2005	New Hampshire
2004	James Madison
2003	Delaware
2002	Villanova
2001	<b>Lehigh</b>
2000	Delaware
1999	Hofstra
1998	Massachusetts
1997	Villanova
1996	William and Mary
1995	Delaware
1994	New Hampshire
1993	Boston University
1992	Delaware

1991	East Carolina
1990	William and Mary
1989	Holy Cross
1988	Pennsylvania
1987	Holy Cross
1986	Holy Cross/ Pennsylvania
1985	Rhode Island
1984	Rhode Island
1983	Holy Cross
1982	Delaware
1981	Delaware
1980	<b>Lehigh</b>
1979	<b>Lehigh/</b> Boston University
1978	Massachusetts
1979	Delaware
1978	Delaware
<b>Division II</b>	
1977	<b>Lehigh</b>
1976	Delaware
1975	New Hampshire
1974	Delaware

**LAMBERT CUP WINNERS**

**Division I FCS**

2018	Colgate
2017	James Madison
2016	James Madison
2015	Dartmouth/ Harvard/Penn
2014	New Hampshire
2013	Towson
2012	Stony Brook
2011	<b>Lehigh</b>
2010	Delaware
2009	Villanova
2008	Richmond
2007	Delaware
2006	Massachusetts
2005	New Hampshire
2004	James Madison
2003	Delaware
2002	Villanova
2001	<b>Lehigh</b>
2000	Delaware
1999	Hofstra
1998	Massachusetts
1997	Delaware
1996	William and Mary
1995	Delaware
1994	James Madison
1993	Boston University
1992	Villanova
1991	Delaware
1990	William and Mary
1989	Holy Cross

1988	Holy Cross
1987	Holy Cross
1986	Holy Cross
1985	Rhode Island
1984	Rhode Island
1983	Holy Cross
1982	Delaware
1981	Shippensburg
1980	<b>Lehigh</b>
1979	Delaware
1978	Massachusetts
<b>Division II</b>	
1977	<b>Lehigh</b>
1976	Delaware
1975	<b>Lehigh</b>
1974	Delaware
1973	<b>Lehigh/Delaware</b>
1972	Delaware
1971	Delaware
1970	Delaware
1969	Delaware/Wesleyan
1968	Delaware
1967	West Chester
1966	Gettysburg
1965	Maine
1964	Bucknell
1963	Delaware
1962	Delaware
1961	<b>Lehigh</b>
1960	Bucknell
1959	Delaware
1958	Buffalo
1957	<b>Lehigh</b>

## LEHIGH HEAD COACHING LEGACY

Coaches (27)	Yrs.	Games	Won	Lost	Tied	Pct.
Informal coaches, 1884-1891	8	74	40	30	4	.568
J.A. Harwell, 1892	1	9	3	6	0	.333
H.S. Graves, 1893	1	10	7	3	0	.700
W.W. Heffelfinger, 1894	1	14	6	8	0	.429
L.T. Bliss, 1895	1	9	3	6	0	.333
L.N. Morris, 1896	1	7	2	5	0	.286
S.M. Hammond, 1897	1	10	3	7	0	.300
H. Thompson, 1898-1899	2	21	5	15	1	.262
Walter Okeson, 1900	1	11	5	6	0	.455
J.W.H. Pollard, 1901	1	12	1	11	0	.083
S.B. Newton, 1902-1905	4	45	23	20	2	.533
Byron Dixon, 1906-1909	4	37	20	13	4	.595
Howard (Bosey) Reiter, 1910-1911	2	20	7	11	2	.400
Tom Keady, 1912-1920	9	80	55	22	3	.706
Frank Glick, 1921	1	8	4	4	0	.500
Jim Baldwin, 1922-1924	3	26	13	8	5	.596
Percy Wendell, 1925-1927	3	27	5	20	2	.222
Austin Tate, 1928-1933	6	54	18	33	3	.361
Glen Harmeson, 1934-1941	8	70	23	42	5	.364
George Hoban, 1942	1	8	5	2	1	.688
Leo Prendergast, 1943-1945	3	18	2	15	1	.139
Bill Leckonby, 1946-1961	16	143	85	53	5	.612
Mike Cooley, 1962-1964	3	27	5	21	1	.204
Fred Dunlap, 1965-1975	11	113	49	62	2	.442
John Whitehead, 1976-1985	10	115	75	38	2	.661
Hank Small, 1986-1993	8	88	47	40	1	.540
Kevin Higgins, 1994-2000	7	82	56	25	1	.689
Pete Lembo, 2001-2005	5	58	44	14	0	.759
Andy Coen, 2006-2018	13	149	85	64	0	.570
Tom Gilmore, 2019-present	4	36	9	27	0	.250
<b>Totals</b>	<b>139</b>	<b>1381</b>	<b>705</b>	<b>631</b>	<b>45</b>	<b>.527</b>

## LEHIGH FOOTBALL CAPTAINS

1883 J.S. Robeson	1926 I.W. Littell	Charles Gibson	1984 Mike Ellow	Phil Stambaugh	Billy O'Brien
1884 F.S. Smith	1927 T.F. Burke	Jake LaMotta	Doug Ertz	2000 Matt Andrews	Ryan Spadola
1885 F.S. Smith	1928 J. Kirkpatrick	1963 Charles Ortlam	Tony Semler	Bryant Appling	2013 Lee Kurfis
1886 W.R. Pierce	1929 Winton Miller	Joe Weiss	Blair Talmadge	Dustin Grande	Nigel Muhammad
1887 C.W. Corbin	1930 J.F. McLernon	1965 Robert Draucher	Marty Horn	Brian McDonald	Keith Sherman
1888 C. Walker	1931 A.T. Ware	Harold Yeich	Wes Walton	2001 Brant Hall	Tyler Ward
1889 none elected	1932 Charles Halsted	1966 Dick Bauer	1986 Mike Kosko	Matt Salvaterra	2014 Isaiiah Campbell
1890 Delevan Emery	1933 P.E. Short	Richard Pochman	Joe Uliana	Josh Snyder	Ned Daryoush
1891 none elected	1934 Harold Ock	1967 Rich Miller	1987 Aaron Frantz	Morris Taylor	Tim Newton
1892 M. McClung	1935 Howell Scobey, Jr.	1968 Rick Laubach	Kevin Rife	2002 Matt Salvaterra	Josh Parris
1893 G. Ordway	1936 Joseph Walton	John Miller	1988 Rich Curtis	Jeff Santacroce	2015 Matt Ford
1894 C.E. Trafton	1937 Frederick Bayer	1969 Mike Leib	Gregg Wolfson	2003 Mike Gregorek	Matt Laub
1895 C.E. Trafton	John Hoppock	Pete Tomaino	1989 Vance Cassell	Tom McGeoy	Olivier Rigaud
1896 F.H. Gunsolus	1938 Marcus Wertz, Jr.	1970 Thad Jamula	John Masonis	Jermaine Pugh	Chris Ruhl
1897 F.H. Gunsolus	1939 Alfred Cox	Geo Nicholson	1990 Craig Domalewski	Michael Taggart	Stefan Sansone
1898 M. Chamberlain	1940 William Hauseman	1971 John Hill	Jarrold Johnson	2004 Kaloma Cardwell	2016 Colton Caslow
1899 M. Chamberlain	1941 Henry Reuwer	Gary Scheib	1991 Rich Clark	Karrie Ford	Zach Duffy
1900 F.B. Gearhart	1942 Bernie Deehan	1972 Tom Benfield	Jarrold Johnson	Jason Morrell	Brandon Short
1901 J.T. Fuller	1943 John Donahue	Brian Derwin	Glenn Kempa	Justin Terry	Nick Shafnisky
1902 A.J. Farabaugh	1944 Pete Kitson	1973 Kim McQuilken	1992 Adam Ciperski	2005 Mark Borda	2017 Zach Duffy
1903 A.J. Farabaugh	1945 A. Granese	Roger McFillin	Jason Cristino	Kaloma Cardwell	Sam McCloskey
1904 R.K. Waters	C. Pearsall	1974 Jim Addonizio	1993 Lance Haynes	Anthony Graziani	Jimmy Mitchell
1905 P.H. Herman	1946 Johnson	Joe Alleva	Dave Cecchini	Adam Selmasska	Brandon Short
1906 F.E. Troutman	1947 Bill Heck	1975 Jerry Mullane	1994 Don Gormsen	2006 Julian Austin	2018 Dom Bragalone
1907 E.R. Olcott	Russ Jones	Joe Sterrett	Sam Lawler	John Reese	Donavon Harris
1908 G.D. Spiers	1948 De Forrest Bast	1976 John Healy	1995 Bob Aylsworth	Sedale Threatt	Harrison Kauffman
1909 L.B. Treat	1949 Bob Numbers	Marc Orcutt	D'Andre Dina	2007 Ernest Moore	Sam McCloskey
1910 A.G. Black	1950 Dick Gabriel	1977 Greg Clark	Brian Klingerman	John Reese	2019 Sam McCloskey
1911 C.R. Wylie, Jr.	1951 John Bergman	Mike Rieker	Roman McDonald	Sedale Threatt	Juwan Morrow
1912 V.J. Pazzetti, Jr.	Richard Pradetto	1978 Pete DeLuca	Brian Bartelle	Brannan Thomas	Riley O'Neil
1913 G.P. Flick	1952 Bill Kitsos	Bill Bradley	Lance Eckenrode	2008 Kevin Bayani	Nick Rosen
1914 G.W. Hoban	1953 Thomas Gunn	1979 Eric Yaszemski	Mark Miller	Tim Diamond	S2021 Divine Buckrham
1915 A.A. Tate	1954 Harry Stotz	Rich Andres	Doug Yates	Matt McGowan	Pete Haffner
1916 W.D. Maginnes	1955 Bruno Pagnani	Jim McCormick	1997 Rabih Abdullah	Brendan VanAckeren	2021 RaShawn Allen
1917 W.T. Halsted	1956 Alex Maslowsky	1980 Mike Crowe	Caleb Moyer	2009 BJ Benning	Justin Gurth
1918 V. De Wysocki	1957 Dan Nolan	Mark Yeager	Nate Kmiecik	Matt Cohen	Pete Haffner
1919 G. MacDonald	Pete Williams	1981 Larry Michalski	1998 Deron Braswell	2010 Al Pierce	TyGee Leach
1920 A. Herrington	1958 Charles Burger	Joe Macellara	Nick Martucci	Will Rackley	2022 Dean Colton
1921 R.T. McCarthy	1959 Edward Murphy	1982 John Ashler	Jonathan Stiegler	2011 Mike Groome	George Padezanin
1922 A.C. Cusick	Alfred Richmond	Ed Godbolt	Sam Brinley	Chris Lum	Dante Perri
1923 W. Springsteen	1960 William Jones	Jack Meyers	1999 Ian Eason	Keith Schauder	Mikhari Sibblis
1924 W.C. Greer	1961 Michael Semcheski	1983 John Shigo	Kevin Joseph	2012 Sajjad Chagani	
1925 H.E. Merrill	1962 Patrick Clark	Lance Williams	Brett Snyder	Mike Colvin	



**GAME RESULTS**

LAFAYETTE LEADS 81-72-5

1884	Lafayette	50-0
1884	Lafayette	34-4
1885	Lafayette	6-0
1885	Tie	6-6
1886	Lafayette	12-0
1886	Lafayette	4-0
1887	<b>Lehigh</b>	<b>10-4</b>
1887	Lafayette	6-0
1888	<b>Lehigh</b>	<b>6-4</b>
1888	<b>Lehigh</b>	<b>16-0</b>
1889	<b>Lehigh</b>	<b>16-10</b>
1889	Tie	6-6
1890	<b>Lehigh</b>	<b>30-0</b>
1890	<b>Lehigh</b>	<b>66-6</b>
1891	<b>Lehigh</b>	<b>22-4</b>
1891	<b>Lehigh</b>	<b>6-2</b>
1891	<b>Lehigh</b>	<b>16-2</b>
1892	Lafayette	4-0
1892	<b>Lehigh</b>	<b>15-6</b>
1893	<b>Lehigh</b>	<b>22-6</b>
1893	<b>Lehigh</b>	<b>10-0</b>
1894	Lafayette	24-0
1894	<b>Lehigh</b>	<b>11-8</b>
1895	Lafayette	22-12
1895	Lafayette	14-6
1896	No Game	
1897	Lafayette	34-0
1897	Lafayette	22-0
1898	<b>Lehigh</b>	<b>22-0</b>
1898	Lafayette	11-5
1899	Lafayette	17-0
1899	Lafayette	35-0
1900	Lafayette	34-0
1900	Lafayette	18-0
1901	Lafayette	29-0
1901	Lafayette	41-0
1902	<b>Lehigh</b>	<b>6-0</b>
1903	<b>Lehigh</b>	<b>12-6</b>
1904	Lafayette	40-6
1905	Lafayette	53-0
1906	Lafayette	33-0
1907	Lafayette	22-5
1908	<b>Lehigh</b>	<b>11-5</b>
1909	Lafayette	21-0
1910	Lafayette	14-0
1911	Lafayette	11-0
1912	<b>Lehigh</b>	<b>10-0</b>
1913	<b>Lehigh</b>	<b>7-0</b>
1914	<b>Lehigh</b>	<b>17-7</b>
1915	Lafayette	35-6
1916	<b>Lehigh</b>	<b>16-0</b>
1917	<b>Lehigh</b>	<b>78-0</b>

1918	<b>Lehigh</b>	<b>17-0</b>
1919	Lafayette	10-6
1920	Lafayette	27-7
1921	Lafayette	28-6
1922	Lafayette	3-0
1923	Lafayette	13-3
1924	Lafayette	7-0
1925	Lafayette	14-0
1926	Lafayette	35-0
1927	Lafayette	43-0
1928	Lafayette	38-14
1929	<b>Lehigh</b>	<b>13-12</b>
1930	Lafayette	16-6
1931	Lafayette	13-7
1932	Lafayette	25-6
1933	Lafayette	54-12
1934	<b>Lehigh</b>	<b>13-7</b>
1935	<b>Lehigh</b>	<b>48-0</b>
1936	<b>Lehigh</b>	<b>18-0</b>
1937	Lafayette	6-0
1938	Lafayette	6-0
1939	Lafayette	29-13
1940	Lafayette	46-0
1941	Lafayette	47-7
1942	Tie	7-7
1943	Lafayette	39-7
1943	Lafayette	58-0
1944	Lafayette	44-0
1944	Lafayette	64-0
1945	Lafayette	7-0
1946	Lafayette	13-0
1947	Lafayette	7-0
1948	Lafayette	23-13
1949	Lafayette	21-12
1950	<b>Lehigh</b>	<b>38-0</b>
1951	<b>Lehigh</b>	<b>32-0</b>
1952	<b>Lehigh</b>	<b>14-7</b>
1953	Lafayette	33-13
1954	Lafayette	46-0
1955	Lafayette	35-6
1956	<b>Lehigh</b>	<b>27-10</b>
1957	<b>Lehigh</b>	<b>26-13</b>
1958	Tie	14-14
1959	Lafayette	28-6
1960	<b>Lehigh</b>	<b>26-3</b>
1961	<b>Lehigh</b>	<b>17-14</b>
1962	<b>Lehigh</b>	<b>13-6</b>
1963	<b>Lehigh</b>	<b>15-8</b>
1964	Tie	6-6
1965	<b>Lehigh</b>	<b>20-14</b>
1966	Lafayette	16-0
1967	Lafayette	6-0
1968	<b>Lehigh</b>	<b>21-6</b>
1969	<b>Lehigh</b>	<b>36-19</b>
1970	Lafayette	31-28
1971	<b>Lehigh</b>	<b>48-19</b>
1972	<b>Lehigh</b>	<b>14-6</b>
1973	<b>Lehigh</b>	<b>45-13</b>
1974	<b>Lehigh</b>	<b>57-7</b>
1975	<b>Lehigh</b>	<b>40-14</b>
1976	Lafayette	21-17
1977	<b>Lehigh</b>	<b>35-17</b>
1978	<b>Lehigh</b>	<b>23-15</b>
1979	<b>Lehigh</b>	<b>24-3</b>
1980	<b>Lehigh</b>	<b>32-0</b>
1981	Lafayette	10-3
1982	Lafayette	34-6

1983	<b>Lehigh</b>	<b>22-14</b>
1984	Lafayette	28-7
1985	<b>Lehigh</b>	<b>24-19</b>
1986	Lafayette	28-23
1987	<b>Lehigh</b>	<b>17-10</b>
1988	Lafayette	52-45
1989	Lafayette	36-21
1990	<b>Lehigh</b>	<b>35-14</b>
1991	<b>Lehigh</b>	<b>36-18</b>
1992	Lafayette	32-29
1993	<b>Lehigh</b>	<b>39-14</b>
1994	Lafayette	54-20
1995	<b>Lehigh</b>	<b>37-30 (2ot)</b>
1996	<b>Lehigh</b>	<b>23-19</b>
1997	<b>Lehigh</b>	<b>43-31</b>
1998	<b>Lehigh</b>	<b>31-6</b>
1999	<b>Lehigh</b>	<b>14-12</b>
2000	<b>Lehigh</b>	<b>31-17</b>
2001	<b>Lehigh</b>	<b>41-6</b>
2002	Lafayette	14-7
2003	<b>Lehigh</b>	<b>30-10</b>
2004	Lafayette	24-10
2005	Lafayette	23-19
2006	Lafayette	49-27
2007	Lafayette	21-17
2008	<b>Lehigh</b>	<b>31-15</b>
2009	<b>Lehigh</b>	<b>27-21 (OT)</b>
2010	<b>Lehigh</b>	<b>20-13</b>
2011	<b>Lehigh</b>	<b>37-13</b>
2012	<b>Lehigh</b>	<b>38-21</b>
2013	Lafayette	50-28
2014	Lafayette	27-7
2015	<b>Lehigh</b>	<b>49-35</b>
2016	<b>Lehigh</b>	<b>45-21</b>
2017	<b>Lehigh</b>	<b>38-31</b>
2018	<b>Lehigh</b>	<b>34-3</b>
2019	Lafayette	17-16
S2021	Lafayette	20-13
2021	<b>Lehigh</b>	<b>17-10</b>
2022	Lafayette	14-11



**LEHIGH-LAFAYETTE MOST VALUABLE PLAYERS**

- 1960 Al Richmond, RB, Lehigh
- 1961 Boyd Taylor, RB, Lehigh
- 1962 Walt King, QB, Lehigh
- 1963 Les Kish, QB, Lehigh
- 1964 George Hossenlopp, QB, Lafayette
- 1965 Hal Yeich, RB, Lehigh
- 1966 Rick Crow, RB, Lehigh
- 1967 Art Renfro, LB, Lehigh
- 1968 Jim Petrillo, RB, Lehigh
- 1969 Don Diorio, RB, Lehigh
- 1970 Rick Nowell, WR/PK, Lafayette
- 1971 Jack Rizzo, RB, Lehigh
- 1972 Kim McQuilken, QB, Lehigh
- 1973 Kim McQuilken, QB, Lehigh
- 1974 Joe Alleva, QB, Lehigh
- 1975 Joe Sterrett, QB, Lehigh
- 1976 Rod Gardner, RB, Lehigh
- Mark Jones, QB, Lafayette
- 1977 Mike Rieker, QB, Lehigh
- 1978 Steve Kreider, WR, Lehigh
- 1979 Joe Rabuck, RB, Lehigh
- 1980 Mike Crowe, DE, Lehigh
- 1981 Frank Novak, QB, Lafayette
- 1982 Jack Gatehouse, WR, Lafayette
- 1983 Marty Horn, QB, Lehigh
- 1984 Jim Johnson, QB, Lafayette
- 1985 Marty Horn, QB, Lehigh
- 1986 Bruce McIntyre, RB, Lafayette
- 1987 Mark McGowan, QB, Lehigh
- 1988 Tom Costello, RB, Lafayette
- 1989 Tom Costello, RB, Lafayette
- 1990 Erick Torain, RB, Lehigh
- 1991 Glenn Kempa, QB, Lehigh
- 1992 Erik Marsh, RB, Lafayette
- 1993 S. Semptimpelher, QB, Lehigh
- 1994 Erik Marsh, RB, Lafayette
- 1995 Brian Klingerman, WR, Lehigh
- 1996 Phil Stambaugh, QB, Lehigh
- 1997 Rabi Abdullah, RB, Lehigh
- 1998 Ronald Jean, RB, Lehigh
- 1999 Ronald Jean, RB, Lehigh
- 2000 Matt Salvaterra, DB, Lehigh
- 2001 Josh Snyder, WR, Lehigh
- 2002 Joe McCourt, RB, Lafayette
- 2003 Jermaine Pugh, RB, Lehigh
- 2004 Brad Maurer, QB, Lafayette
- 2005 Jonathan Hurt, RB, Lafayette
- 2006 Jonathan Hurt, RB, Lafayette
- Brad Maurer, QB, Lafayette
- 2007 Rob Curley, QB, Lafayette
- 2008 J.B. Clark, QB, Lehigh
- 2009 J.B. Clark, QB, Lehigh
- 2010 Al Pierce, LB, Lehigh
- 2011 Chris Lum, QB, Lehigh
- 2012 Mike Colvin, QB, Lehigh
- 2013 Drew Reed, QB, Lafayette
- 2014 Ross Scheuerman, RB, Lafayette
- 2015 Nick Shafnisky, QB, Lehigh
- 2016 Nick Shafnisky, QB, Lehigh
- 2017 Brad Mayes, QB, Lehigh
- 2018 Dom Bragalone, RB, Lehigh
- 2019 Jeffrey Kordenbrock, K, Lafayette
- S2021 Steven Stilianos, TE, Lafayette
- 2021 Jack DiPietro, RB, Lehigh
- 2022 Billy Shaeffer, LB, Lafayette



*1978 Most Valuable Player  
Steve Kreider '79*

# LEHIGH TEAM AWARDS

## Archibald Johnston Cup (Most Outstanding Player)

2022	TyGee Leach
2021	Pete Haffner
S2021	Pete Haffner
2019	Keith Woetzel
2018	Dom Bragalone
2017	Troy Pelletier
2016	Nick Shafnisky
2015	Nick Shafnisky
2014	Ned Daryoush
2013	Lee Kurfis
2012	Billy Boyko
2011	Chris Lum
2010	Al Pierce
2009	Matt Cohen
2008	Tim Diamond
2007	Tim Diamond
2006	Marques Thompson
2005	Anthony Graziani
2004	Justin Terry
2003	Tom McGeoy
2002	Jermaine Pugh
2001	Josh Snyder
2000	James Young
1999	Ian Eason
1998	Deron Braswell
1997	Rabih Abdullah
1996	Mark Miller
1995	Bob Aylsworth
1994	Bob Aylsworth
1993	Scott Semptimphelter
1992	Jason Cristino
1991	Horace Hamm
1990	Keith Petzold
1989	Rob Varano
1988	Mark McGowan
1987	Steve Banco
1986	Joe Uliana
1985	Marty Horn
1984	John Shigo
1981	Paul Anastasio
1980	Bruce Rarig
1979	Eric Yaszemski
1978	Steve Kreider
1977	Mike Rieker
1976	Gerard Gardner
1975	Joe Sterrett
1974	James Addonizio
1973	Kim McQuilken
1972	John Hill
1971	John Hill
1970	Thaddeus Jamula
1969	Charlie Lieb
1968	John Miller
1967	Art Renfro
1966	Harold Yeich
1965	Barry Shane
1964	Charles LaMatta, Jr.
1963	J. Patrick Clark
1962	Michael Semcheski
1961	Alfred Richmond
	Edward Murphy
1960	Walter Meineke
1959	William Beattie
1958	J. Daniel Nolan
	Walter Pijawka
1957	Peter Johnson
1956	Bruno Pagnani
1955	Benjamin Wiley
1954	Ronald Westfall
1953	Walter Trillhaase
1952	Herbert Weiss
1951	Richard Gabriel
1950	Richard Doyne
1949	Bob Numbers
1948	Michael Murray
1947	Russell Jones
1946	Ralph Johnson
1945	Albert Granese
1944	Albert Granese
1943	Frank Majczan
1942	Claude Kurtz
1941	Emmett White
1940	Alfred Cox
1939	Marcus Wertz, Jr.
1938	Myron Sterngold
1937	Joseph Walton
1936	Howell Scobey
1935	William Stallings

1934	Thomas Greene
1933	Paul Short
1932	Allen Ware
1931	George Doering
1930	Charles Holsted
1929	William Miller
1928	Arthur Davidovitz
1927	Thomas Burke, Jr.
1926	Herbert Harmon
1925	Harvey Ness
1924	William Greer
1923	Walter Springsteen
1922	Arthur Cusick
1921	Paul Larkin
1920	Hymen Goldman
1919	Joseph Spagna
1918	G.M. Savaria
1917	Arthur Harrington
1916	William Maginness
1915	Stewart Shruggs
1914	William Cahall

### Best Offensive Lineman

2022	George Padezanin
2021	George Padezanin
S2021	Award Not Given
2019	Chris Fournier
2018	Justin Gurth
2017	Zach Duffy
2016	Brandon Short
2015	Tim O'Hara
2014	Ned Daryoush
2013	Matt Lippincott
2012	Mike Vuono
2011	Troy McKenna
2010	Will Rackley
2009	Will Rackley
2008	Will Rackley
2007	Jimmy Kehs
2006	Jim Petruccelli
2005	Tom Toth
2004	Jason Morrell
2003	Justin Terry
2002	Jeff Santacroce
2001	Jeff Santacroce
2000	Brian McDonald
1999	Steve Ludwig
1998	Rich Bodnar
1997	Mike Kadow
1996	Brian Bartelle
1995	Brian Bartelle
1994	Ray Powers
1993	Ray Powers
1992	Chuck Endicott
1991	Ken Joseph
1990	Keith Petzold
1989	Mike Hendricks
	Jarrold Johnson
1988	Kent Weaver
1987	Aaron Frantz
1986	Joe Uliana

### Best Linebacker

2022	Mike DeNucci
2021	Pete Haffner
S2021	Award Not Given
2019	Keith Woetzel
2018	Keith Woetzel
2017	Keith Woetzel
2016	Pierce Ripanti
2015	Colton Caslow
2014	Colton Caslow
2013	Isaiah Campbell
2012	Sam Loughrey
2011	Mike Groome
2010	Mike Groome
2009	Matt Cohen
2008	Matt Cohen
2007	Matt Cohen
2006	Chris LaMont
2005	Matt Purdy
2004	Anthony Graziani
2003	Mike Taggart
2002	Mike Taggart
2001	Morris Taylor
2000	Bryant Appling
	James Young
1999	Ian Eason
1998	Ian Eason
1997	Ian Eason

1996	Lance Eckenrode
1995	Lance Eckenrode
1994	Lance Eckenrode
1993	Kevin Jefferson
1992	Mike Yadush
1991	Lee Picariello
1990	Lee Picariello
1989	Gary Karnish
1988	Chris Hite
1987	Kevin Rife

### Barry Fetterman Award

2022	Nate Norris
2021	RaShawn Allen
S2021	Divine Buckrham
2019	Sam McCloskey
2018	Harrison Kauffman
2017	Tyler Cavenas
2016	Evan Harvey
2015	Greg Palma
2014	Tyler Coyle
2013	A.J. Hood
2012	Billy O'Brien
	Tom Ruley
2011	Colin Newton
	Mark Wickware
2010	Jay Campbell
	John Veniero
2009	Frank Giacalone
2008	Adam Watson
	Sekou Yansane
2007	Joe Sutherland
2006	Greg Fay
	Pete Morelli
2005	Josh Cooney
	Adam Kovacs
2004	Karrie Ford
	Rob Sandie
2003	Chad Schwenk
2002	Ken Pitter
2001	Luke Ciannello
	Roy Mathis
2000	Antraveous Slaton
1999	Mike Ludwig
1998	R.J. Ryan

### James P. McConlogue Award (All Football)

2022	Mike DeNucci
2021	Nate Norris
S2021	TyGee Leach
2019	Riley O'Neil
2018	Sam McCloskey
2017	Dom Bragalone
2016	Zach Duffy
2015	Jarrold Howard
2014	Rich Sodeke
2013	Nigel Muhammad
2012	Ryan Spadola
2011	Jake Drwal
2010	Ricky Clerge
2009	Anthony Fossati
2008	Kevin Bayani
2007	John Reese
2006	Eric Rakus
2005	Eric Rath
2004	Adam Bergen
2003	Jermaine Pugh
2002	Matt Salvaterra
2001	Abdul Byron
2000	Bryant Appling
1999	Ronald Jean
1998	Sam Brinley
1997	Nate Kmiecik
1996	Lance Eckenrode
1995	Brian Klingerman
1994	Greg Amon
1993	Lance Haynes
1992	Mike Wetzel
1991	Lee Picariello
1990	Jeff Schult
1989	John Masonis
1988	Peter Pawlenko
1987	Kevin Rife
1986	Jeff Supp
1985	John Tamburo
1984	Jim Serratelli
1983	John Shigo
1982	Edward Godbolt
1981	Joseph Macellara

1980	James Evanko
1979	Paul Bruxelles
1978	Pete DeLuca
1977	Keith Frederick
1976	Thomas Stine
1975	Ron Ross
1974	Ron Ross
1973	Brian Derwin
1972	Thomas Shaughnessy
1971	George Nicholson
1970	Miles Belic
1969	Frank Cavagnors
1968	Frank Cavagnors

### Best Defensive Lineman

2022	Mikhari Sibblis
2021	Mikhari Sibblis
S2021	Award Not Given
2019	Erik Slater
2018	Juwan Morrow
2017	Harrison Johnson
2016	Tyler Cavenas
2015	Matt Laub
2014	Arturo Gyles
2013	Tim Newton
2012	Sajjad Chagani
2011	Ben Flizack
2010	Andrew Knapp
2009	BJ Benning
2008	Brian Jackson
2007	Brian Jackson
2006	Paul Fabre
2005	Royce Morgan
2004	Tristan Lawrence
2003	Tyler Hart
2002	Joey Touzin
2001	Theo Moss
2000	Dave Petett
1999	Dan Guzevich
1998	Nick Martucci
1997	Nick Martucci
1996	David Sunderland
1995	David Sunderland
1994	Sam Lawler
1993	Bret Almassy
1992	Bret Almassy
1991	Brian Murphy
1990	Dave Rosen
1989	Andy Kosko
1988	Andy Kosko
1987	Chris Hite
1986	Mike Kosko

### Best Special Teams Player

2022	Eric Johnson
2021	Jack DiPietro
S2021	Award Not Given
2019	Jack Pilson
2018	Ed Mish
2017	Ed Mish
2016	Ed Mish
2015	Ed Mish
2014	Austin Devine
2013	Tim Divers
2012	Jake Peery
2011	Shane Ryan
2010	John Kennedy
2009	Mike Groome
2008	Jason Leo
2007	John Piascik
2006	Jason Leo
2005	Gerran Walker
	Greg Petrosky
2004	Kyle Keating
2003	Matt Douglas
2002	Trevor Micklos
2001	Jay Heibel
2000	Abdul Byron
1999	Jaron Taaffe
1998	Jaron Taaffe
1997	Tahron Person
1996	Ben Talbott
1995	Ben Talbott
1994	Jason Mack
1993	Brian Klingerman
1992	Ben Taylor
	Dave Cecchini
1991	Erik Bird
	Pete Sczerbinski
1990	Paul DeJesse

## LEHIGH TEAM AWARDS

1989 Matt Heldberg  
1988 Pete Sczerbinski  
1987 Steve Banco  
1986 Mike Beattie

### Alexander Hahalis Award (Outstanding Lineman)

2022 Dean Colton  
2021 Mikhari Sibblis  
S2021 Chris Fournier  
2019 Justin Gurth  
2018 Chris Fournier  
2017 Tim O'Hara  
2016 Brandon Short  
2015 Matt Ford  
2014 Tim Newton  
2013 Ned Daryoush  
2012 Tom Bianchi  
2011 Andrew Knapp  
2010 Will Rackley  
2009 BJ Benning  
2008 Brian Jackson  
2007 Jimmy Kehs  
2006 John Reese  
2005 Adam Selmasska  
2004 Tom Alfsen  
2003 Oscar Guerrero  
2002 Mike Gregorek  
2001 Jeff Santacroce  
2000 Brian McDonald  
1999 Steve Ludwig  
1998 Nick Martucci  
1997 Mike Kadow  
1996 David Sunderland  
1995 Doug Yates  
1994 Sam Lawler  
1993 Ray Powers  
1992 Calvin Hobbs  
1991 Ken Joseph  
1990 Tom Cunningham  
1989 Mike Hendricks  
1988 Kent Weaver  
1987 Aaron Frantz  
1986 Mike Kosko  
1985 Dave Whitehead  
1984 Clarence Walton  
1983 John Meyers  
1982 Mark Sitar  
1981 Michael Crowe  
1980 David Melone  
1979 Eric Yaszemski  
1978 James Schultze  
1977 Mark Orcutt  
1976 Mark Orcutt

### Best Offensive Back

2022 Zaythan Hill  
2021 Dante Perri  
S2021 Award Not Given  
2019 Zaythan Hill  
2018 Brad Mayes  
2017 Brad Mayes  
2016 Dom Bragalone  
2015 Dom Bragalone  
2014 Nick Shafnisky  
2013 Brandon Bialkowski  
2012 Mike Colvin  
2011 Zach Barket  
2010 Chris Lum  
2009 Jay Campbell  
2008 JB Clark  
2007 Sedale Threatt  
2006 Sedale Threatt  
2005 Mark Borda/Greg Fay  
2004 Mark Borda/Eric Rath  
2003 Dave Wilson  
2002 Jermaine Pugh  
2001 Brant Hall  
2000 Brant Hall  
1999 Brett Snyder  
1998 Phil Stambaugh  
1997 Rabih Abdullah  
1996 Brian Baker  
1995 Rabih Abdullah  
1994 Jas. Mastropierro  
1993 Mark Lookenbill  
1992 S. Semptimphelter  
1991 Glenn Kempa  
1990 Erick Torain  
1989 Todd Brunner

1988 Erick Torain  
1987 Rick Curtis  
1987 Lee Blum  
1986 Lee Blum

### Best Defensive Back

2022 TyGee Leach  
2021 TyGee Leach  
S2021 Award Not Given  
2019 Jaylen Floyd  
2018 Marquis Wilson  
2017 Quentin Jones  
2016 Brandon Leaks  
2015 Olivier Rigaud  
2014 Olivier Rigaud  
2013 Tyler Ward  
2012 Bryan Andrews  
2011 Jon Littlejohn  
2010 Casey Eldemire  
2009 Jarard Cribbs  
2008 Quadir Carter  
2007 Brannan Thomas  
2006 Ernest Moore  
2005 Andrew Nelson  
2004 Neal Boozer-Gallman  
2003 Lawrence Williams  
2002 Lawrence Williams  
2001 Abdul Byron  
2000 Matt Andrews  
1999 Matt Andrews  
1998 Sam Brinley  
1997 Sam Brinley  
1996 Mark Miller  
1995 Roman McDonald  
1994 Michael Blunt  
1993 Jason Mack  
1992 Ben Taylor  
1991 Tommy Clark  
1990 Shon Harker  
1989 John Masonis  
1988 Gregg Wolfson  
1987 Clifton Hubbard  
1986 Terry Williams

### John C. Whitehead Big LU Award (Leadership/Performance)

2022 George Padezanin  
2021 Justin Gurth  
S2021 Justin Gurth  
2019 Pete Haffner  
2018 Donavon Harris  
2017 Brandon Short  
2016 Colton Caslow  
2015 Chris Ruhl  
2014 Josh Parris  
2013 Keith Sherman  
2012 Mike Colvin  
2011 Keith Schauder  
2010 Jarard Cribbs  
2009 Jesse Sanchez  
2008 Matt McGowan  
2007 Ernest Moore  
2006 Julian Austin  
2005 Owen Breiningner  
2004 Kaloma Cardwell  
2003 Mike Gregorek  
2002 Tom McGeoy  
2001 Brant Hall  
2000 Dustin Grande  
1999 Phil Stambaugh  
1998 Jonathan Stiegler  
1997 Caleb Moyer  
1996 Brian Bartelle  
1995 Roman McDonald  
1994 Don Gormsen  
1993 Dave Cecchini  
1992 Jason Cristino  
1991 Glenn Kempa  
1990 Jarrod Johnson  
1989 Vance Cassell  
1988 Gregg Wolfson  
1987 Lee Blum  
1986 Joe Uliana

### Best Receiver

2022 Eric Johnson  
2021 Jalen Burbage  
S2021 Award Not Given  
2019 Devon Bibbens  
2018 Jorge Portorreal

2017 Gatlin Casey  
2016 Troy Pelletier  
2015 Troy Pelletier  
2014 Troy Pelletier  
2013 Lee Kurfis  
2012 Lee Kurfis  
2011 Ryan Spadola  
2010 Ryan Spadola  
2009 Jake Drwal  
2008 Mike Fitzgerald  
2007 Sekou Yansane  
2006 Frank Trovato  
2005 Winfred Porter  
2004 Kevin Zebulum  
2004 Gerran Walker  
2003 Adam Bergen  
2002 Darin Henry  
2001 Josh Snyder  
2000 Brian Endler  
1999 Kody Fedorcha  
1998 Deron Braswell  
1997 Deron Braswell  
1996 Deron Braswell  
1995 Brian Klingerman  
1994 Mark LaFeir  
1993 Dave Cecchini  
1992 Jason Cristino  
1991 John Gehrig  
1990 Rob Varano  
1989 Vance Cassell  
1989 John Gorman  
1988 John Gorman  
1987 Award Not Given  
1986 John Gorman

### Nick Timko Engineer

#### Effort Award

2022 O - Dylan McFadden  
D - Tucker Knupp  
2021 O - Jack DiPietro  
D - Tucker Knupp  
S2021 O - Jackson Wiles  
D - Ben Murphy  
2019 O - Hudson Reynolds  
D - Dean Colton  
2018 O - Jan Maciejewski  
D - Shane Collins  
2017 O - Chris Renna  
D - Davis Maxie  
2016 O - Cam Richardson  
D - Alex Duke  
2015 O - Jimmy Schulz  
D - Harrison Kauffman  
2014 O - Gatlin Casey  
D - Harrison Johnson  
2013 O - Brandon Short  
D - Brandon Leaks  
2012 O - Dan Brown  
D - Greg Palma  
2011 O - Matt Douglas  
D - Tashan Mitchell  
2010 O - Sergio Fernandez-Soto  
D - Nigel Muhammad  
2009 O - Marcus Dormevil  
D - Anthony Verdarama  
2008 O - Chris Lum  
D - Devin Greene  
2007 O - Jay Campbell  
D - Troy Taylor  
2006 O - Franklin Johnson  
D - Femi Ajewole  
2005 O - Matt McGowan  
D - Brendan VanAckeren  
2004 O - Jimmy Kehs  
D - Laquan Gasaway  
2003 O - Jason Russell  
D - Nick Oakley  
2002 O - Aaron Argenta  
D - Kaloma Cardwell  
2001 O - Justin Terry  
D - Tom Alfsen  
2000 O - Dave Wilson  
D - Mike Gregorek  
1999 O - Derek Hewlett  
D - Morris Taylor  
1998 O - Avon Mack  
D - Derek Merrifield

### Scholar-Athlete Award

2022 Jalen Burbage  
2021 Austin Dambach  
S2021 Rashawn Allen  
2019 Rashawn Allen  
2018 Matt Gargano  
2017 Jimmy Mitchell  
2016 Micah Tennant  
2015 Cody Kondas  
2014 Scott Grossnickle  
2013 Cody Haupt  
2012 Zach Barket  
2011 Tanner Rivas  
2010 Tom Randazza  
2009 Brien Ruyak  
2008 Brendan VanAckeren  
2007 Pete Donchez  
2006 Jason Russell  
2005 Kaloma Cardwell  
2004 Jon Guynes  
2003 Dave Crockett  
2002 JB Henderson  
2001 Matt Salvaterra  
2000 Matt Andrews  
1999 Phil Anderson  
1998 Brian Baker  
1997 Nate Kmiecik  
1996 Doug Yates  
1995 Mike Swartz  
1994 Jason Mack  
1993 Jeffrey Schiller

**SERIES RECORD VS. OPPONENTS (1884-2022)**

<b>Opponent</b>	<b>Series</b>	<b>First</b>	<b>Last</b>	<b>Opponent</b>	<b>Series</b>	<b>First</b>	<b>Last</b>	<b>Opponent</b>	<b>Series</b>	<b>First</b>	<b>Last</b>
Albright	10-0	1903	1956	Marines	0-2	1918	1926	Wesleyan	0-0-1	1889	1889
Albany	1-1	2004	2006	Maryland AC	2-0	1896	1898	West Chester	3-1	1978	1986
Alfred	1-1	1923	1939	Massachusetts	3-3	1977	1998	West Virginia	1-2-1	1919	1944
Army	2-8-1	1893	1995	Medico Chi.	2-0	1905	1907	Williams	2-0	1897	1951
Baldwin-Wallace	1-1	1976	1977	<b>Merrimack</b>	<b>1-0</b>	<b>2019</b>	<b>2019</b>	Wittenberg	0-2	1968	1969
Baltimore AC	1-0	1895	1895	Michigan	0-1	1896	1896	William & Mary	1-8	1984	1992
Boston Univ.	0-3-1	1937	1953	Millersville	2-0	1975	1981	Wofford	2-0	1998	2000
Brown	3-8	1895	1993	<b>Monmouth</b>	<b>5-4</b>	<b>1999</b>	<b>2022</b>	W. Va. Wesleyan	1-0	1925	1925
<b>Bucknell</b>	<b>49-34-3</b>	<b>1888</b>	<b>2022</b>	Muhlenberg	28-13-1	1907	1954	Yale	7-19	1890	2021
Buffalo	6-3-1	1901	2002	Murray State	1-0	1979	1979				
Cent. Conn. St.	4-1	2001	2015	Navy	6-15-1	1889	2018				
Carlisle	3-2	1894	1915	Navy Yard	1-0	1918	1918				
Carnegie Tech	14-1-2	1907	1954	Newark AC	0-1	1899	1899				
Case	5-4-1	1936	1950	New Hampshire	3-13	1975	2016				
Catholic	1-0	1916	1916	North Carolina	2-0	1893	1894				
The Citadel	0-2	1968	1969	North Dakota St.	0-1	2011	2011				
<b>Colgate</b>	<b>27-31-2</b>	<b>1922</b>	<b>2022</b>	Northeastern	7-3	1980	1992				
College AC	1-0	1890	1890	Northern Iowa	1-0	2010	2010				
Columbia	12-5-1	1889	2013	NY State	1-0	1919	1919				
Connecticut	8-3	1945	2003	NYU	9-7-1	1897	1952				
<b>Cornell</b>	<b>10-15-2</b>	<b>1887</b>	<b>2022</b>	Orange AC	0-3	1892	1895				
<b>Dartmouth</b>	<b>5-2</b>	<b>1950</b>	<b>1999</b>	Penn State	6-16-1	1888	1942				
Davidson	11-4	1959	1988	Penn	15-47	1885	2021				
Delaware	16-30	1912	2010	Pittsburgh	0-2	1917	1919				
Dickinson	9-5-2	1886	1946	Pittsburgh AC	1-0	1892	1892				
Drake	2-0	2008	2010	PMC	7-0-1	1917	1942				
Drexel	7-3-1	1925	1971	Princeton	17-43-2	1887	2022				
Eastern Kentucky	0-2	1979	1980	Rhode Island	2-3	1977	1985				
East Stroudsburg	2-0	1982	1983	Richmond	1-2	1998	2022				
F & M	8-2	1891	1949	Rochester	3-0	1919	1973				
<b>Fordham</b>	<b>25-9</b>	<b>1923</b>	<b>2022</b>	Rutgers	30-43-1	1884	1977				
Furman	0-3	1965	2001	Sacred Heart	0-1	2019	2019				
Geo. Washington	1-0	1906	1906	Saint Mary's	2-0	1998	2003				
Gallaudet	1-0	1905	1905	Slippery Rock	2-0	1978	1979				
<b>Georgetown</b>	<b>21-6</b>	<b>1901</b>	<b>2022</b>	St. Francis (Pa.)	2-1	1922	2019				
Gettysburg	25-17-4	1915	1977	St. John's	2-1-1	1926	1929				
Hamp.-Sydney	2-0	1940	1941	Stevens	3-1-2	1885	1910				
Hartwick	0-0-1	1941	1941	Stony Brook	1-1	2004	2017				
Harvard	8-9	1928	2010	Susquehanna	2-0	1903	1921				
Haverford	15-7	1884	1940	Swarthmore	11-5	1887	1927				
Hofstra	6-2	1971	2001	Syracuse	0-2	1904	1905				
<b>Holy Cross</b>	<b>19-18-1</b>	<b>1924</b>	<b>2022</b>	Temple	2-0	1955	1956				
Homestead	0-1	1900	1900	Towson	11-1	1986	2011				
Idaho	0-1	1993	1993	Tufts	1-1	1959	1960				
Indiana (Pa.)	1-0	1985	1985	UC Davis	1-1	1977	2019				
Ithaca	2-0	1967	1969	Union	1-0	1902	1902				
Jacksonville St.	1-0	1977	1977	Upsala	1-0	1935	1935				
James Madison	1-3	1980	2015	Ursinus	11-3-2	1903	1941				
Jefferson	1-0	1907	1907	US 7th Infantry	1-0	1917	1917				
Johns Hopkins	8-2	1889	1937	VMI	6-3-1	1955	2007				
Kings Point	4-0	1946	1962	Vermont	2-0	1971	1972				
Kutztown	1-0	1976	1976	<b>Villanova</b>	<b>5-13</b>	<b>1903</b>	<b>2022</b>				
<b>Lafayette</b>	<b>72-81-5</b>	<b>1884</b>	<b>2022</b>	Virginia	3-6	1889	1976				
Lebanon Valley	7-1	1909	1922	Western Illinois	1-0	2000	2000				
Liberty	3-0	2004	2012	West. Kentucky	0-1	1973	1973				
LIU (C.W. Post)	6-0	1970	1979	West. Maryland	2-0	1910	1911				
Lowell Textile	1-0	1940	1940	Wagner	0-1	2017	2017				
Maine	6-2	1974	1982	Wash. & Jeff.	0-5	1905	1921				
Manhattan	1-0	1903	1903	Western Reserve	2-0	1957	1958				

2023 Opponents ***Bold Italicized***

**SERIES RECORDS VS. PATRIOT LEAGUE OPPONENTS**



**BUCKNELL**  
LEHIGH LEADS 49-34-3

1888	Lehigh	74-0
1891	Lehigh	62-4
1897	Bucknell	28-20
1898	Tie	0-0
1899	Bucknell	5-0
1900	Lehigh	12-6
1901	Bucknell	10-0
1911	Bucknell	3-0
1922	Bucknell	14-0
1923	Tie	7-7
1926	Bucknell	27-0
1927	Bucknell	20-6
1928	Bucknell	40-0
1950	Lehigh	27-6
1951	Bucknell	47-7
1952	Bucknell	28-6
1953	Lehigh	20-6
1954	Bucknell	48-46
1955	Lehigh	27-20
1956	Lehigh	25-6
1957	Lehigh	27-0
1958	Lehigh	35-14
1959	Lehigh	14-0
1960	Bucknell	18-6
1961	Lehigh	12-7
1962	Bucknell	32-6
1963	Bucknell	34-12
1964	Bucknell	3-0
1965	Bucknell	41-0
1966	Bucknell	45-0
1967	Bucknell	14-13
1968	Bucknell	38-27
1969	Lehigh	7-3
1970	Bucknell	24-20
1971	Lehigh	23-0
1972	Lehigh	21-0
1973	Lehigh	42-15
1974	Lehigh	33-7
1975	Bucknell	32-25
1976	Bucknell	3-0
1977	Lehigh	47-13
1978	Bucknell	13-6
1979	Lehigh	14-13
1980	Lehigh	13-0
1981	Lehigh	18-0
1982	Lehigh	21-10
1983	Lehigh	40-15
1984	Lehigh	21-15
1985	Lehigh	19-0
1986	Lehigh	17-7
1987	Tie	21-21
1988	Bucknell	35-32
1989	Lehigh	52-6
1990	Bucknell	30-27
1991	Lehigh	41-13
1992	Lehigh	38-16
1993	Bucknell	32-27
1994	Bucknell	31-27
1995	Lehigh	30-23
1996	Bucknell	7-6
1997	Bucknell	21-14
1998	Lehigh	49-7
1999	Lehigh	48-27
2000	Lehigh	21-14
2001	Lehigh	21-14
2002	Lehigh	24-0
2003	Lehigh	45-9
2004	Lehigh	40-17
2005	Lehigh	42-10

2006	Lehigh	38-7
2007	Lehigh	38-10
2008	Lehigh	31-15
2009	Lehigh	35-16
2010	Lehigh	32-10
2011	Lehigh	30-6
2012	Lehigh	42-19
2013	Bucknell	48-10
2014	Bucknell	45-24
2015	Lehigh	21-10
2016	Lehigh	20-13
2017	Lehigh	42-21
2018	Lehigh	45-17
2019	Bucknell	20-10
S2021	Bucknell	6-0
2021	Lehigh	38-6
2022	Bucknell	19-17



**COLGATE**  
COLGATE LEADS 31-27-2

1922	Colgate	35-6
1960	Lehigh	39-22
1961	Lehigh	20-15
1962	Colgate	13-0
1963	Colgate	20-6
1964	Colgate	41-0
1966	Colgate	21-15
1967	Colgate	20-7
1968	Colgate	27-11
1969	Tie	14-14
1970	Colgate	21-12
1971	Colgate	30-21
1972	Colgate	42-34
1973	Lehigh	58-26
1974	Lehigh	33-12
1975	Lehigh	38-6
1978	Lehigh	38-7
1979	Colgate	10-3
1980	Tie	17-17
1981	Colgate	27-14
1982	Colgate	21-14
1983	Colgate	47-28
1984	Colgate	40-35
1985	Colgate	32-14
1986	Lehigh	41-39
1987	Lehigh	7-6
1988	Lehigh	24-19
1989	Colgate	46-30
1990	Lehigh	52-7
1991	Colgate	22-21
1992	Colgate	14-13
1993	Lehigh	36-32
1994	Lehigh	25-22
1995	Lehigh	20-9
1996	Colgate	30-23
1997	Colgate	61-28
1998	Lehigh	41-22
1999	Colgate	28-24
2000	Lehigh	20-14
2001	Lehigh	25-22
2002	Colgate	28-14
2003	Colgate	17-10
2004	Lehigh	21-14
2005	Lehigh	50-34
2006	Lehigh	23-15
2007	Colgate	21-7
2008	Colgate	34-33
2009	Colgate	27-20
2010	Lehigh	44-14
2011	Lehigh	45-25
2012	Colgate	35-24
2013	Lehigh	31-14



**FORDHAM**  
LEHIGH LEADS 25-9

1923	Lehigh	9-6
1989	Lehigh	42-7
1990	Lehigh	35-3
1991	Lehigh	32-7
1992	Lehigh	16-14
1993	Lehigh	24-6
1994	Lehigh	38-7
1995	Lehigh	17-0
1996	Lehigh	20-14
1997	Fordham	42-35 OT
1998	Lehigh	31-6
1999	Lehigh	49-7
2000	Lehigh	51-17
2001	Lehigh	31-21
2002	Lehigh	26-23 OT
2003	Lehigh	23-16
2004	Lehigh	21-14
2005	Lehigh	40-3
2006	Lehigh	45-14
2007	Fordham	28-18
2008	Lehigh	45-24
2009	Lehigh	35-28
2010	Lehigh	21-17
2011	Lehigh	34-12
2012	Lehigh	34-31
2013	Fordham	52-34
2014	Fordham	48-27
2015	Fordham	59-42
2016	Lehigh	58-37
2017	Fordham	45-35
2018	Fordham	43-14
2019	Lehigh	30-27 OT
2021	Fordham	35-28
2022	Fordham	40-28



**GEORGETOWN**  
LEHIGH LEADS 21-6

1901	Georgetown	22-0
1903	Lehigh	12-6
1910	Georgetown	6-3
1911	Georgetown	28-3
1917	Georgetown	17-6
1925	Georgetown	40-0
2001	Lehigh	41-14
2002	Lehigh	69-0
2003	Lehigh	45-24
2004	Lehigh	49-18
2005	Lehigh	46-14
2006	Lehigh	28-3
2007	Lehigh	45-0
2008	Lehigh	33-13
2009	Lehigh	27-0
2010	Lehigh	24-7
2011	Lehigh	34-12
2012	Lehigh	17-14
2013	Lehigh	45-24
2014	Lehigh	27-19

**GEORGETOWN CONTINUED**

2015	Lehigh	33-28
2016	Lehigh	35-3
2017	Lehigh	54-35
2018	Georgetown	22-16 (2 OT)
2019	Lehigh	27-24
2021	Lehigh	23-9
2022	Lehigh	21-19



**HOLY CROSS**

LEHIGH LEADS 19-18-1

1924	Tie	3-3
1986	Holy Cross	17-14
1987	Holy Cross	63-6
1988	Holy Cross	48-24
1989	Holy Cross	55-16
1990	Holy Cross	34-22
1991	Holy Cross	43-42
1992	Holy Cross	28-25
1993	Lehigh	17-10
1994	Lehigh	29-13
1995	Lehigh	51-21
1996	Lehigh	20-10
1997	Holy Cross	20-14
1998	Lehigh	24-14
1999	Lehigh	62-8
2000	Lehigh	21-6
2001	Lehigh	47-14
2002	Lehigh	21-12
2003	Lehigh	38-20
2004	Lehigh	42-14
2005	Holy Cross	13-10
2006	Lehigh	28-14
2007	Holy Cross	59-10
2008	Holy Cross	35-21
2009	Holy Cross	24-20
2010	Lehigh	34-17
2011	Lehigh	14-7
2012	Lehigh	36-35
2013	Lehigh	34-20
2014	Holy Cross	27-20
2015	Lehigh	51-38
2016	Lehigh	46-14
2017	Lehigh	34-21
2018	Holy Cross	56-0
2019	Holy Cross	24-17
S2021	Holy Cross	20-3
2021	Holy Cross	31-12
2022	Holy Cross	42-14



**VILLANOVA**

VILLANOVA LEADS 13-5

1903	Lehigh	71-0
1914	Lehigh	10-0
1919	Lehigh	47-0
1924	Lehigh	14-7
1925	Villanova	6-0
1927	Villanova	54-0
2004	Villanova	22-16
2006	Lehigh	31-28
2007	Villanova	30-20
2008	Villanova	33-14
2009	Villanova	38-17
2010	Villanova	35-0
2016	Villanova	26-21
2017	Villanova	38-35
2018	Villanova	31-9
2019	Villanova	38-10
2021	Villanova	47-3
2022	Villanova	45-17



**MERRIMACK**

LEHIGH LEADS 1-0

2019	Lehigh	10-3
------	--------	------



**DARTMOUTH**

LEHIGH LEADS 5-2

1950	Lehigh	16-14
1988	Lehigh	41-16
1990	Dartmouth	33-14
1991	Lehigh	30-28
1996	Dartmouth	21-14
1997	Lehigh	46-26
1999	Dartmouth	30-14



**MONMOUTH**

LEHIGH LEADS 5-4

1999	Lehigh	56-10
2005	Lehigh	54-26
2011	Lehigh	49-24
2012	Lehigh	27-17
2013	Lehigh	28-25
2014	Monmouth	28-21
2016	Monmouth	23-21
2017	Monmouth	46-27
2022	Monmouth	35-7



**CORNELL**

CORNELL LEADS 15-10-2

1887	Lehigh	38-10
1888	Lehigh	4-0
1891	Cornell	24-0
1892	Cornell	76-0
1893	Lehigh	14-0
1894	Lehigh	6-4
1899	Cornell	6-0
1901	Cornell	0-0
1903	Tie	0-0
1904	Cornell	50-5
1947	Cornell	47-0
1955	Cornell	14-6
1959	Cornell	13-6
1963	Cornell	24-0
1965	Cornell	49-13
1970	Cornell	41-14
1973	Tie	7-7
1988	Lehigh	27-14
1992	Cornell	29-23
1993	Lehigh	35-13
1994	Cornell	21-17
1995	Lehigh	34-23
2000	Lehigh	35-16
2001	Lehigh	38-35
2008	Cornell	25-24
2014	Lehigh	31-14
2022	Cornell	19-15

# LEHIGH FOOTBALL PLAYERS IN THE ROGER S. PENSKE/LEHIGH ATHLETICS HALL OF FAME

Name	Class Of	Inducted
Richard "Rennie" Benn	1986	2004
William "Bill" Ciaravino	1951	2004
Alfred T. "Al" Cox	1940	2006
Richard F. "Dick" Doyne	1951	1998
Richard F. Gabriel	1951	1994
Gerard W. "Rod" Gardner	1977	1998
John S. Hill	1972	1992
William C. Hittinger	1944	1999
Marty Horn	1986	2000
J. Thomas Keady	Coach 1912-1920	1998
Steve Kreider	1979	1995
William B. Leckonby	Coach 1946-1961	1992
Francis C. "Frank" Majczan	1944	1996
James P. "Jim" McCormick	1980	2005
Kim McQuilken	1974	1995
Robert F. Naylor	1957	2011
J. Daniel Nolan	1958	1996
Robert W. "Bob" Numbers	1950	2005
Walter Okeson	1896	1999
Vincent J. "Pat" Pazzetti, Jr.	1915	1992
Philip Rauch	1933	1999
Bosey Reiter	Coach 1910-1911	1996
Mike Rieker	1978	1997
John "Jack" Rizzo	1972	2002
John M. Shigo	1984	2005
Paul Short	1934	2000
Philip M. "Phil" Stambaugh	2000	2010
Allen T. Ware	1932	1995
John C. Whitehead	Coach 1976-1985	1995
Llewellyn R. "Pete" Williams	1958	2008



*Jack Rizzo '72*



*Phil Stambaugh '00*



*Dick Gabriel '51*



*Mike Rieker '78*



*Rennie Benn '86*

## YEAR-BY-YEAR RESULTS

1884 (0-4)  
 10.25 at Lafayette L, 0-50  
 11.1 at Rutgers L, 0-61  
 11.12 Lafayette L, 4-34  
 11.15 Haverford L, 12-36

1885 (1-5-1)  
 10.10 at Penn L, 0-54  
 10.17 at HaverfordL, 8-24  
 10.31 Lafayette L, 0-6  
 11.4 Rutgers W, 10-5  
 11.7 Stevens L, 4-20  
 11.18 at Penn L, 0-35  
 11.21 at Lafayette T 6-6

1886 (4-3-1)  
 10.9 at Penn L, 4-26  
 10.23 at DickinsonW, 26-0  
 10.30 at Stevens T, 0-0  
 11.6 at Lafayette L, 0-12  
 11.13 Stevens W, 14-0  
 11.18 Penn W, 28-0  
 11.20 Haverford W, 18-4  
 11.24 Lafayette L, 0-4

1887 (4-3)  
 10.8 Swarthmore W, 24-0  
 10.15 at PrincetonL, 0-80  
 10.22 Dickinson W, 20-0  
 10.29 Lafayette W, 10-4  
 11.12 at Penn L, 4-6  
 11.23 at Lafayette L, 0-6  
 11.26 at Cornell W, 38-10

1888 (10-2)  
 10.3 at Princeton L, 0-75  
 10.6 at SwarthmoreW, 12-8  
 10.17 Haverford W, 16-6  
 10.20 SwarthmoreW, 50-0  
 10.24 Bucknell W, 74-0  
 10.27 Penn L, 0-36  
 11.3 at Penn StateW, 32-0  
 11.7 Rutgers W, 30-0  
 11.10 at Stevens W, 10-0  
 11.17 at LafayetteW, 6-4  
 11.27 Lafayette W, 16-0  
 12.1 Cornell W, 4-0

1889 (8-3-2)  
 10.5 at Princeton L, 0-16  
 10.12 Princeton L, 4-16  
 10.16 at HaverfordW, 60-0  
 10.19 at Penn L, 4-6  
 10.30 Lafayette W, 17-10  
 11.2 Columbia W, 51-6  
 11.11 Penn State W, 106-0  
 11.16 at Lafayette T, 6-6  
 11.20 Penn W, 8-0  
 11.23 at WesleyanT, 11-11  
 11.28 at Navy W, 26-6  
 11.30 at J. Hopkins W, 40-0  
 12.2 at Virginia W, 26-12

1890 (6-4)  
 10.4 Swarthmore W, 50-0  
 10.11 at Yale L, 0-26  
 10.18 at Penn L, 0-8  
 10.25 at PrincetonL, 0-50  
 11.1 at Lafayette W, 30-0  
 11.4 at Rutgers W, 4-2  
 11.8 College AC W, 60-6  
 11.15 Lafayette W, 66-6  
 11.22 Penn L, 14-17  
 11.27 at Navy W, 24-4

1891 (7-6)  
 9.29 Bucknell W, 62-4  
 10.3 Penn State W, 24-2  
 10.7 Princeton L, 0-18  
 10.10 F&M W, 22-0  
 10.14 at PrincetonL, 0-30  
 10.17 Rutgers W, 22-0  
 10.24 Penn L, 0-42  
 10.31 at Yale L, 0-38  
 11.4 Lafayette W, 22-4  
 11.7 at Cornell L, 0-24  
 11.11 at LafayetteW, 6-2  
 11.21 at Penn L, 0-32  
 11.25 vs. LafayetteW, 16-2  
 (at Wilkes-Barre, Pa.)

**J.A. Harwell**  
**(1 season)**  
 1892 (3-6)  
 10.1 Swarthmore W, 51-0  
 10.5 Princeton L, 0-16  
 10.12 at OrangeACL, 4-8  
 10.19 at PrincetonL, 0-50  
 10.22 Cornell L, 0-76  
 11.5 at Lafayette L, 0-47  
 11.8 at Penn L, 0-4  
 11.19 Lafayette W, 15-6  
 11.24 Pitt. AC W, 21-0

**H.S. Graves**  
**(1 season)**  
 1893 (7-3)  
 9.30 at Dickinson W, 52-0  
 10.7 Princeton L, 0-12  
 10.14 at Army W, 18-0  
 10.18 Penn L, 6-32  
 10.25 at PrincetonL, 6-28  
 10.28 at Navy W, 12-6  
 11.8 Lafayette W, 22-6  
 11.11 at Cornell W, 14-0  
 11.18 at LafayetteW, 10-0  
 11.25 vs. N. Carolina W, 34-0  
 (at N.Y.C.)

**W.W.Heffelfinger**  
**(1 season)**  
 1894 (6-8)  
 9.29 Rutgers W, 24-0  
 10.3 Princeton L, 0-8  
 10.10 SwarthmoreW, 33-0  
 10.13 vs. Yale\* L, 0-34  
 10.17 at Penn L, 0-30  
 10.20 Carlisle W, 22-12  
 10.27 at PrincetonL, 0-32  
 10.29 Orange AC L, 0-14  
 10.31 N. Carolina W, 24-6  
 11.10 vs. Yale\* L, 0-50  
 11.11 at Navy L, 0-10  
 11.14 at LafayetteL, 0-28  
 11.24 Lafayette W, 11-8  
 11.29 at Cornell W, 6-4  
 (\*at N.Y.C.)

**L.T. Bliss**  
**(1 season)**  
 1895 (3-6)  
 9.28 at Rutgers W, 25-0  
 10.14 at Penn L, 0-54  
 10.23 Princeton L, 0-16  
 10.26 at Brown L, 22-4  
 11.2 at Orange ACL, 0-2  
 11.9 Lafayette L, 12-22  
 11.16 at Navy W, 6-4  
 11.23 at LafayetteL, 16-4  
 11.28 Balt. AC W 10-0

**L.N. Morris**  
**(1 season)**  
 1896 (2-5)  
 10.10 at PrincetonL, 0-16  
 10.14 Rutgers W, 44-0  
 10.17 at Penn L, 0-34  
 10.24 at Brown L, 0-16  
 10.31 at MichiganL, 0-40  
 11.7 at Navy L, 10-24  
 11.14 Md. AC W, 26-0

**S.M. Hammond**  
**(1 season)**  
 1897 (3-7)  
 10.2 at Princeton L, 0-43  
 10.6 Williams W, 5-0  
 10.9 at Penn L, 0-58  
 10.20 Dickinson W, 5-0  
 10.23 vs. BucknellL, 20-28  
 10.30 at LafayetteL, 0-34  
 11.6 at Army L, 6-48  
 11.13 NYU W, 42-0  
 11.20 at Navy L, 6-28  
 11.25 Lafayette L, 0-22

**H. Thompson**  
**(2 seasons)**  
 1898 (3-6-1)  
 9.24 at Princeton L, 0-21  
 9.28 Rutgers W, 12-0  
 10.8 at NYU L, 0-10  
 10.15 at Penn L, 0-40  
 10.22 at Army L, 0-18  
 10.29 Bucknell T, 0-0  
 11.5 Lafayette W, 22-0  
 11.12 at Navy L, 5-6  
 11.19 Md. AC W, 5-0  
 11.24 at LafayetteL, 5-11

1899 (2-9)  
 9.30 at Penn L, 0-20  
 10.7 Rutgers W, 10-0  
 10.14 Bucknell L, 0-5  
 10.21 at Cornell L, 0-6  
 10.28 at PrincetonL, 0-17  
 11.1 NYU W, 50-0  
 11.4 at Lafayette L, 0-17  
 11.11 Newark ACL, 0-10  
 11.18 at Navy L, 0-24  
 11.25 Lafayette L, 0-35  
 12.2 at Virginia L, 0-10

**Walter Okeson**  
**(1 season)**  
 1900 (5-6)  
 9.29 at Penn L, 6-27  
 10.6 at Princeton L, 5-12  
 10.13 Bucknell W, 12-6  
 10.20 Rutgers W, 21-0  
 10.24 at Navy L, 0-15  
 11.3 Lafayette L, 0-35  
 11.10 at HaverfordW, 11-10  
 11.14 Dickinson W, 6-0  
 11.17 Homestead L, 0-50  
 11.24 at LafayetteL, 0-18  
 11.29 SwarthmoreW, 18-0

**J.W.H. Pollard**  
**(1 season)**  
 1901 (1-11)  
 9.28 at Penn L, 0-28  
 10.5 Buffalo L, 0-16  
 10.9 at Princeton L, 0-35  
 10.12 atSwarthmoreL, 5-6  
 10.19 at Navy L, 0-18

10.26 Bucknell L, 0-12  
 11.1 at Lafayette L, 0-29  
 11.9 at Cornell L, 0-30  
 11.13 Haverford W, 21-5  
 11.16 vs. Penn St.\* L, 0-38  
 11.23 Lafayette L, 0-41  
 11.28 GeorgetownL, 0-22  
 (\*at Williamsport, Pa.)

**S.B. Newton**  
**(4 seasons)**  
 1902 (7-3-1)  
 9.27 at Penn L, 0-12  
 10.1 at Princeton L, 0-23  
 10.12 Rutgers W, 34-0  
 10.15 at Navy T, 5-5  
 10.22 Union W, 41-0  
 10.25 NYU W, 46-0  
 11.1 at HaverfordW, 39-0  
 11.8 vs. Virginia\* W, 34-6  
 11.15 Dickinson L, 0-11  
 11.22 at LafayetteW, 6-0  
 11.29 Swarthmore W, 41-0  
 (\* at Washington, D.C.)

1903 (9-2-1)  
 9.26 Albright W, 83-0  
 9.30 Manhattan W, 40-0  
 10.3 at Penn L, 0-16  
 10.7 at SwarthmoreW, 10-5  
 10.14 at PrincetonL, 0-12  
 10.17 Villanova W, 71-0  
 10.24 Ursinus W, 41-0  
 10.31 Dickinson W, 17-0  
 11.7 at Cornell T, 0-0  
 11.14 Susquehanna W, 45-0  
 11.21 Lafayette W, 12-6  
 11.26 GeorgetownW, 12-6

1904 (1-8)  
 9.24 Albright W, 37-0  
 10.1 Swarthmore L, 0-20  
 10.8 at Penn L, 0-24  
 10.15 Haverford L, 0-6  
 10.26 at PrincetonL, 0-60  
 10.29 Dickinson L, 0-6  
 11.5 at Cornell L, 5-50  
 11.12 at Syracuse L, 4-32  
 11.24 at LafayetteL, 6-40

1905 (6-7)  
 9.23 at Albright W, 29-0  
 9.30 at Penn L, 0-35  
 10.1 Gallaudet W, 56-0  
 10.4 Medico Chi. W, 23-0  
 10.7 NYU W, 11-2  
 10.11 at PrincetonL, 5-29  
 10.14 at HaverfordW, 6-5  
 10.21 F&M W, 23-6  
 10.28 at Syracuse L, 0-17  
 11.11 Dickinson L, 0-18  
 11.15 Lafayette L, 0-53  
 11.18 at Ursinus L, 0-12  
 11.30 at Wash.&Jeff. L, 0-24

**Bryon Dixon**  
**(4 seasons)**  
 1906 (5-5-1)  
 9.22 Albright W, 21-0  
 9.29 at Penn L, 6-32  
 10.6 G. Washington W, 6-0  
 10.10 at Princeton L, 0-52  
 10.13 Haverford L, 0-5  
 10.20 at Navy L, 0-11  
 10.27 at F&M W, 33-0  
 11.3 Dickinson T, 0-0

11.10 NYU W, 27-11  
 11.17 Ursinus W, 15-5  
 11.24 at LafayetteL, 0-33

1907 (7-2-1)  
 9.28 Muhlenberg W, 29-0  
 10.5 Jefferson W, 34-0  
 10.12 at Rutgers W, 16-6  
 10.19 Medico Chi W, 22-0  
 10.26 at Dickinson T, 6-6  
 11.2 at Ursinus W, 27-0  
 11.9 NYU W, 34-0  
 11.16 at HaverfordL, 4-11  
 11.23 Lafayette L, 5-22  
 11.28 Carnegie Tech W, 21-0

1908 (4-3)  
 9.26 at Stevens W, 5-0  
 10.10 Rutgers W, 12-0  
 10.17 at Navy L, 0-16  
 10.24 Haverford W, 9-0  
 10.31 Wash.&Jeff. L, 6-18  
 11.7 at Ursinus L, 2-11  
 11.21 at LafayetteW, 11-5

1909 (4-3-2)  
 9.25 Lebanon Valley W, 24-0  
 10.2 at F&M L, 0-10  
 10.9 Ursinus T, 6-6,  
 10.16 at Virginia W, 11-7  
 10.23 at Army L, 0-18  
 10.30 Carnegie Tech W, 18-11  
 11.6 at HaverfordW, 18-0  
 11.13 NYU T, 6-6  
 11.20 Lafayette L, 0-21

**Howard Reiter**  
**(2 seasons)**  
 1910 (2-6-1)  
 10.1 W. Md. W, 10-0  
 10.8 at Stevens T, 0-0  
 10.15 Haverford L, 0-5  
 10.22 at Army L, 0-28  
 10.29 atSwarthmoreL, 8-15  
 11.5 at Navy L, 0-30  
 11.12 at Carnegie TechW, 25-0  
 11.19 at LafayetteL, 0-14  
 11.24 GeorgetownL, 3-6

1911 (5-5-1)  
 9.23 at W. Md. W, 11-5  
 9.30 Lebanon Val. W, 44-0  
 10.7 Bucknell L, 0-3  
 10.11 at Princeton T, 6-6  
 10.21 Ursinus W, 5-0  
 10.28 at Army L, 0-20  
 11.4 at Haverford W, 12-0  
 11.11 Swarthmore L, 2-9  
 11.18 F&M W, 8-0  
 11.25 Lafayette L, 0-11  
 11.30 at GeorgetownL, 3-28

**Tom Keady (9 seasons)**  
 1912 (9-2)  
 9.25 Albright W, 33-0  
 9.28 Delaware W, 45-0  
 10.5 at Princeton L, 0-35  
 10.12 at Navy W, 14-0  
 10.19 Haverford W, 55-0  
 10.26 at Ursinus W, 12-0  
 11.2 Carlisle L, 14-34  
 11.9 at SwarthmoreW, 3-0  
 11.16 at MuhlenbergW, 7-3  
 11.23 at LafayetteW, 10-0  
 11.28 at F&M W, 29-0

## YEAR-BY-YEAR RESULTS

1913 (5-3)  
 9.27 Albright W, 64-0  
 10.4 Carlisle L, 7-21  
 10.18 at Yale L, 0-37  
 10.25 Muhlenberg W, 7-0  
 11.1 at Navy L, 0-39  
 11.8 Swarthmore W, 50-0  
 11.15 Haverford W, 17-3  
 11.22 Lafayette W, 7-0

1914 (8-1)  
 9.26 at F&M W, 12-0  
 10.3 Carlisle W, 21-3  
 10.10 at Yale L, 3-20  
 10.17 at Carnegie Tech W, 24-20  
 10.24 at Muhlenberg W, 27-0  
 10.31 Johns Hopkins W, 33-0  
 11.7 Penn State W, 20-7  
 11.14 Villanova W, 10-0  
 11.21 at Lafayette W, 17-1

1915 (6-4)  
 9.25 Ursinus W, 20-0  
 10.2 Carlisle W, 14-0  
 10.9 at Yale L, 6-7  
 10.16 Albright W, 27-0  
 10.23 Muhlenberg W, 20-0  
 10.30 Gettysburg W, 29-0  
 11.5 at Penn State L, 0-7  
 11.13 Lebanon Val. W, 30-9  
 11.20 Lafayette L, 6-35  
 11.25 at Wash.&Jeff. L, 3-27

1916 (6-2-1)  
 9.30 at Ursinus W, 21-0  
 10.7 at Albright W, 61-6  
 10.14 at Yale L, 0-12  
 10.21 at Leb. Val. T, 3-3  
 10.28 Catholic U W, 27-7  
 11.4 at Muhlenberg W, 9-0  
 11.11 Penn State L, 7-10  
 11.18 F&M W, 27-7  
 11.25 at Lafayette W, 17-0

1917 (7-2)  
 9.29 at US 7th Inf. W, 7-0  
 10.6 Ursinus W, 13-7  
 10.13 at Pitt L, 0-41  
 10.20 Georgetown L, 6-17  
 10.27 Lebanon Val. W, 34-7  
 11.3 Muhlenberg W, 47-0  
 11.10 at Penn St. W, 9-0  
 11.17 Pmc W, 34-7  
 11.24 Lafayette W, 78-0

1918 (3-3)  
 10.12 Navy Yard W, 6-0  
 10.19 at Marines L, 6-12  
 10.26 Rutgers L, 0-39  
 11.2 at Muhlenberg W, 54-0  
 11.16 Penn State L, 6-7  
 11.23 at Lafayette W, 17-0

1919 (6-3)  
 9.27 Villanova W, 47-0  
 10.4 Ursinus W, 13-0  
 10.11 Rutgers W, 19-0  
 10.18 NY State W, 51-0  
 10.25 Carnegie Tech W, 16-0  
 11.1 Pitt L, 0-14  
 11.8 at Penn State L, 7-20  
 11.15 Muhlenberg W, 33-7  
 11.22 Lafayette L, 6-10

1920 (5-2-2)  
 9.25 Lebanon Valley W, 28-0  
 10.2 at WVU T, 7-7  
 10.9 Rutgers W, 9-0  
 10.16 Rochester W, 41-0  
 10.23 at Wash.&Jeff. L, 0-47  
 10.30 at Carnegie Tech W, 17-6  
 11.6 Muhlenberg W, 56-0  
 11.13 Penn State T, 7-7  
 11.20 at Lafayette L, 7-27

**Frank Glick**  
**(1 season)**  
 1921 (4-4)  
 10.1 Susquehanna W, 22-0  
 10.8 Rutgers W, 7-0  
 10.15 at Penn St. L, 7-28  
 10.22 Wash.&Jeff. L, 7-14  
 10.29 West Virginia W, 21-14  
 11.5 at Muhlenberg L, 13-14  
 11.12 Lebanon Val. W, 55-7  
 11.19 Lafayette L, 6-28

**Jim Baldwin**  
**(3 seasons)**  
 1922 (3-5-1)  
 9.30 at Gettysburg T, 0-0  
 10.7 St. Francis W, 37-0  
 10.14 Rutgers L, 7-13  
 10.21 Brown L, 2-6  
 10.28 Muhlenberg W, 26-7  
 11.4 at Colgate L, 6-35  
 11.11 Bucknell L, 0-14  
 11.18 at Lebanon Val. W, 6-2,  
 11.25 at Lafayette L, 0-3

1923 (6-2-1)  
 10.6 Gettysburg W, 29-6  
 10.13 at Rutgers L, 0-10  
 10.20 at Fordham W, 7-0  
 10.27 at Muhlenberg W, 13-3  
 11.3 at Bucknell T, 7-7  
 11.10 Alfred W, 21-0  
 11.17 Carnegie Tech. W, 13-6  
 11.24 Lafayette L, 3-13  
 12.1 at Brown W, 12-6

1924 (4-1-3)  
 10.4 Gettysburg W, 12-0  
 10.11 at Princeton T, 0-0  
 10.18 Dickinson W, 15-6  
 10.25 Rutgers T, 13-13  
 11.1 Muhlenberg W, 5-0  
 11.8 at Holy Cross T, 3-3  
 11.15 Villanova W, 14-7  
 11.22 at Lafayette L, 0-7

**Percy Wendell**  
**(3 seasons)**  
 1925 (3-5-1)  
 10.3 at Gettysburg T, 7-7  
 10.10 Drexel W, 38-0  
 10.17 WV Wesleyan W, 3-0  
 10.24 at Rutgers W, 7-0  
 10.31 Muhlenberg L, 7-9  
 11.7 at Georgetown L, 0-40  
 11.14 Villanova L, 0-6  
 11.21 Lafayette L, 0-14  
 11.28 at Carnegie Tech L, 0-36

1926 (1-8)  
 9.25 St. John's L, 0-7  
 10.2 Gettysburg L, 6-15  
 10.9 at Brown L, 0-32  
 10.16 Marines L, 0-14

10.23 at Princeton L, 6-7  
 10.30 Muhlenberg L, 6-31  
 11.6 at Bucknell L, 0-27  
 11.13 Rutgers W, 14-0  
 11.20 at Lafayette L, 0-35

1927 (1-7-1)  
 9.24 St. John's T, 0-0  
 10.1 Ursinus W, 6-0  
 10.8 at Princeton L, 0-42  
 10.15 Swarthmore L, 10-12  
 10.22 at Villanova L, 0-54  
 10.29 Muhlenberg L, 3-13  
 11.5 Bucknell L, 6-20  
 11.12 at Rutgers L, 6-12  
 11.19 Lafayette L, 0-43

**Austin Tate**  
**(6 seasons)**  
 1928 (3-6)  
 9.29 St. John's W, 13-0  
 10.6 PMC W, 14-7  
 10.13 Gettysburg L, 0-7  
 10.20 at Princeton L, 0-47  
 10.27 Muhlenberg W, 13-7  
 11.3 at Harvard L, 0-39  
 11.10 at Bucknell L, 0-40  
 11.17 Rutgers L, 3-7  
 11.24 at Lafayette L, 14-37

1929 (4-3-2)  
 9.28 Johns Hopkins W, 26-0  
 10.5 PMC T, 20-20  
 10.12 at Gettysburg T, 7-7  
 10.19 St. John's W, 57-20  
 10.26 at Penn L, 7-10  
 11.2 Muhlenberg W, 28-7  
 11.9 at Princeton L, 0-20  
 11.16 at Rutgers L, 0-14  
 11.23 Lafayette W, 13-12

1930 (4-5)  
 10.27 Ursinus W, 12-0  
 10.4 PMC W, 25-0  
 10.11 at J. Hopkins W, 19-12  
 10.18 Gettysburg L, 0-14  
 10.25 at Penn L, 0-40  
 11.1 Muhlenberg L, 0-24  
 11.8 at Princeton W, 13-9  
 11.15 Rutgers L, 13-14  
 11.22 at Lafayette L, 6-16

1931 (3-7)  
 9.26 Ursinus L, 7-12  
 10.3 PMC W, 13-0  
 10.10 Johns Hopkins L, 12-20  
 10.17 at Penn L, 0-32  
 10.24 at Brown L, 0-33  
 10.31 Muhlenberg W, 33-0  
 11.7 at Princeton W, 19-7  
 11.14 at Rutgers L, 12-26  
 11.21 Lafayette L, 7-13  
 11.28 vs. Penn St.\* L, 0-31  
 (at Franklin Field)

1932 (2-6-1)  
 9.24 Drexel T, 13-13  
 10.1 at Columbia L, 6-14  
 10.8 PMC W, 7-0  
 10.15 at J. Hopkins L, 6-12  
 10.22 at Penn L, 6-33  
 10.29 Muhlenberg W, 25-6  
 11.5 at Princeton L, 0-53  
 11.12 Rutgers L, 6-37  
 11.19 at Lafayette L, 6-25

1933 (2-6)  
 9.30 Drexel W, 19-0  
 10.7 at Columbia L, 0-39  
 10.14 Johns Hopkins W, 14-7  
 10.21 at Penn St. L, 0-33  
 10.28 at Rutgers L, 0-27  
 11.4 at Harvard L, 0-27  
 11.18 Muhlenberg L, 0-10  
 11.25 Lafayette L, 12-54

**Glen Harmeson**  
**(8 seasons)**  
 1934 (4-4)  
 10.6 Haverford W, 52-7  
 10.13 at J. Hopkins W, 7-6  
 10.20 Penn State L, 0-31  
 10.27 Rutgers L, 0-45  
 11.3 at Gettysburg L, 0-14  
 11.10 at Princeton L, 0-54  
 11.17 Muhlenberg W, 13-0  
 11.24 at Lafayette W, 13-7

1935 (5-4)  
 9.28 Upsala W, 16-7  
 10.5 at Haverford W, 21-0  
 10.12 Dickinson W, 26-0  
 10.19 at Penn St. L, 0-26  
 10.26 at Rutgers L, 6-27  
 11.2 Gettysburg L, 14-21  
 11.9 Muhlenberg W, 26-6  
 11.16 at Princeton L, 0-27  
 11.23 Lafayette W, 48-0

1936 (6-2)  
 9.26 at Case W, 16-7  
 10.3 Dickinson L, 6-20  
 10.10 Johns Hopkins W, 20-0,  
 10.17 Penn State W, 7-6  
 10.24 at Gettysburg L, 7-10  
 10.31 Rutgers W, 19-0  
 11.14 Muhlenberg W, 26-6  
 11.21 at Lafayette W, 18-0

1937 (1-8)  
 9.25 Case L, 7-14  
 10.2 at Boston U L, 6-33  
 10.9 Johns Hopkins W, 32-0  
 10.16 at Penn St. L, 7-14  
 10.23 Gettysburg L, 6-19  
 10.30 at Rutgers L, 0-34  
 11.6 at NYU L, 0-13  
 11.13 Muhlenberg L, 7-18  
 11.20 Lafayette L, 0-6

1938 (2-5-2)  
 9.24 PMC W, 16-13  
 10.1 Boston U T, 6-6  
 10.8 at Case T, 0-0  
 10.15 Penn State L, 6-59  
 10.22 at Delaware W, 33-0  
 10.29 Rutgers L, 0-13  
 11.5 at NYU L, 0-45  
 11.12 Muhlenberg L, 0-20  
 11.19 at Lafayette L, 0-6

1939 (3-6)  
 9.30 Alfred L, 0-7  
 10.7 Case L, 13-20  
 10.14 at Penn St. L, 7-49  
 10.21 Buffalo W, 22-0  
 10.28 at Rutgers L, 6-20  
 11.4 Haverford W, 20-13  
 11.11 Muhlenberg L, 0-23  
 11.18 Delaware W, 39-7  
 11.25 Lafayette L, 13-29

1940 (2-7)  
 9.28 at Virginia L, 0-32  
 10.5 at Case L, 6-25  
 10.12 Rutgers L, 0-34  
 10.19 Penn State L, 0-34  
 10.26 Hamp-Sydney W, 12-7  
 11.2 Haverford L, 7-18  
 11.9 Muhlenberg L, 6-20  
 11.16 Lowell Textile W, 40-7  
 11.23 at Lafayette L, 0-46

1941 (0-6-3)  
 9.27 Hartwick T, 13-13  
 10.4 Case L, 26-33  
 10.11 at Rutgers L, 6-16  
 10.18 Ursinus T, 0-0  
 10.25 at Penn St. L, 6-40  
 11.1 at Buffalo T, 0-0  
 11.8 Muhlenberg L, 2-7  
 11.15 at Virginia L, 0-34  
 11.22 Lafayette L, 7-47

**George Hoban**  
**(1 season)**  
 1942 (5-2-1)  
 10.3 at Yale L, 6-33  
 10.10 Penn State L, 3-19  
 10.17 PMC W, 13-0  
 10.24 Rutgers W, 28-10  
 10.31 Hamp-Sydney W, 51-6  
 11.7 Muhlenberg W, 22-6  
 11.14 Dickinson W, 7-0  
 11.21 at Lafayette T, 7-7

**Leo Prendergast**  
**(3 seasons)**  
 1943 (0-5-1)  
 10.16 at Carnegie Tech T, 0-0  
 10.23 at Lafayette L, 7-39  
 10.30 at Rutgers L, 6-26  
 11.6 West Virginia L, 6-53  
 11.13 Rutgers L, 0-20  
 11.27 Lafayette L, 0-58

1944 (0-6)  
 10.7 Rutgers L, 6-19  
 10.21 Lafayette L, 0-44  
 10.28 Drexel L, 6-13  
 11.4 at Rutgers L, 6-15  
 11.11 at West Va. L, 0-71  
 11.18 at Lafayette L, 0-64

1945 (2-4)  
 10.20 Muhlenberg W, 6-0  
 10.27 UConn L, 6-33  
 11.3 at Rutgers L, 0-25  
 11.10 at NYU L, 0-19  
 11.17 at Drexel W, 14-9  
 11.24 Lafayette L, 0-7

**Bill Leckonby**  
**(16 seasons)**  
 1946 (2-6)  
 9.21 at Kings Point W, 7-0  
 9.28 Gettysburg L, 14-19  
 10.5 at Dickinson L, 6-7  
 10.26 at UConn W, 10-0  
 11.2 Muhlenberg L, 7-40  
 11.9 NYU L, 3-13  
 11.16 Rutgers L, 6-55  
 11.23 at Lafayette L, 0-13

## YEAR-BY-YEAR RESULTS

1947 (5-4)  
 9.27 at Cornell L, 0-27  
 10.4 Case W, 21-6  
 10.11 at Drexel W, 7-0  
 10.18 at Gettysburg W, 9-7  
 10.25 at Rutgers L, 13-46  
 11.1 Muhlenberg L, 14-21  
 11.8 Kings Point W, 20-6  
 11.15 at Carnegie Tech W, 27-2  
 11.22 Lafayette L, 0-7

1948 (5-4)  
 9.25 at F&M L, 12-13  
 10.2 at Case W, 26-18  
 10.9 Drexel W, 45-0  
 10.16 Gettysburg W, 14-13  
 10.23 Rutgers L, 6-20  
 10.30 NYU L, 20-21  
 11.6 Muhlenberg W 35-20,  
 11.13 Carnegie Tech W, 20-0  
 11.20 at Lafayette L, 13-23

1949 (6-3)  
 9.24 F&M W, 53-0  
 10.1 Case W, 39-7  
 10.8 at Rutgers L, 27-40  
 10.15 at Gettysburg W, 33-20  
 10.22 at Brown L, 0-48  
 10.29 NYU W, 21-6  
 11.5 Muhlenberg W, 22-20  
 11.12 at Carnegie Tech W, 48-20  
 11.19 Lafayette L, 12-21

1950 (9-0)  
 9.23 Delaware W, 21-0  
 9.30 at Case W, 21-20  
 10.7 at Bucknell W, 27-6  
 10.14 Gettysburg W, 49-6  
 10.21 at Dartmouth W, 16-14  
 10.28 Rutgers W, 21-18  
 11.4 Muhlenberg W, 42-13  
 11.11 Carnegie Tech W, 66-0  
 11.18 at Lafayette W, 38-0

1951 (7-2)  
 9.22 at Delaware L, 0-7  
 9.29 Williams W, 20-6  
 10.6 Bucknell L, 7-47  
 10.13 at Gettysburg W, 9-7  
 10.20 at Rutgers W, 21-6  
 10.27 NYU W, 25-20  
 11.3 at Muhlenberg W, 3-2  
 11.10 at Carnegie Tech W, 34-7  
 11.17 Lafayette W, 32-0

1952 (5-4)  
 9.27 at NYU L, 7-10  
 10.4 Delaware L, 6-7  
 10.11 at Buffalo W, 26-7  
 10.18 Gettysburg W, 15-7  
 10.25 Boston U L, 20-29  
 11.1 at Bucknell L, 6-28  
 11.8 Muhlenberg W, 26-13  
 11.15 Carnegie Tech W, 26-6  
 11.22 at Lafayette W, 14-7

1953 (4-5)  
 9.26 at Columbia L, 7-14  
 10.3 at Delaware L, 13-26  
 10.10 Buffalo W, 27-0  
 10.17 at Gettysburg L, 7-22  
 10.24 at Boston U L, 12-52  
 10.31 Bucknell W, 20-6  
 11.7 Muhlenberg W, 13-0  
 11.14 at Carnegie Tech W, 26-13  
 11.21 Lafayette L, 13-33

1954 (2-5-2)  
 9.25 at Virginia L, 21-27  
 10.2 Delaware L, 0-21  
 10.9 at Bucknell L, 46-48  
 10.16 Gettysburg W, 20-6  
 10.23 Rutgers W, 33-13  
 10.30 Brown L, 6-34  
 11.6 Muhlenberg T, 20-20  
 11.13 at Carnegie Tech T, 13-13  
 11.20 at Lafayette L, 0-46

1955 (7-2)  
 9.24 at Cornell L, 6-14  
 10.1 at Delaware W, 19-13  
 10.8 Bucknell W, 27-20  
 10.15 at Gettysburg W, 21-18  
 10.22 at Rutgers W, 21-14  
 10.29 Temple W, 27-14  
 11.5 VMI W, 39-0  
 11.12 at Albright W, 51-19  
 11.19 Lafayette L, 6-35

1956 (7-2)  
 9.22 Gettysburg W, 26-7  
 9.29 Delaware L, 7-33  
 10.6 at Bucknell W, 25-6  
 10.13 at VMI W, 27-20  
 10.20 Virginia L, 12-24  
 10.27 Rutgers W, 27-13  
 11.3 at Temple W, 21-0  
 11.10 Albright W, 34-14  
 11.17 at Lafayette W, 27-10

1957 (8-1)  
 9.28 at Delaware W, 19-14  
 10.5 at West Reserve W, 27-6  
 10.12 Gettysburg W, 20-7  
 10.19 at Rutgers W, 13-7  
 10.26 at Columbia W, 40-6  
 11.2 Bucknell W, 27-0  
 11.9 VMI L, 7-12  
 11.16 at Buffalo W, 27-7  
 11.23 Lafayette W, 26-13

1958 (3-3-3)  
 9.27 Delaware W, 8-7  
 10.4 at Gettysburg T, 14-14  
 10.11 at Harvard L, 0-20  
 10.18 West Reserve W, 47-0  
 10.25 Rutgers L, 13-44  
 11.1 at Bucknell W, 35-14  
 11.8 at VMI T, 7-7  
 11.15 Buffalo L, 26-34  
 11.22 at Lafayette T, 14-14

1959 (4-5)  
 9.26 at Delaware L, 7-12  
 10.3 at Cornell L, 6-13  
 10.10 at Gettysburg W, 15-14  
 10.17 Tufts W, 63-0  
 10.24 at Rutgers L, 0-23  
 10.31 Bucknell W, 14-0  
 11.7 VMI L, 6-7  
 11.14 at Davidson W, 14-0  
 11.21 Lafayette L, 6-28

1960 (4-5)  
 9.24 Delaware W, 27-14  
 10.1 at Colgate W, 39-22  
 10.8 Gettysburg W, 52-21  
 10.15 at Tufts L, 0-14  
 10.22 Rutgers L, 0-8  
 10.29 at Bucknell L, 6-18  
 11.5 at VMI L, 14-18  
 11.12 Davidson L, 18-21  
 11.19 at Lafayette W, 26-3

1961 (7-2)  
 9.23 at Delaware L, 6-14  
 9.30 at Harvard W, 22-17  
 10.7 at Gettysburg W, 20-6  
 10.14 Kings Point W, 20-6  
 10.21 at Rutgers L, 15-32  
 10.28 at Columbia W, 14-7  
 11.4 Colgate W, 20-15  
 11.11 Bucknell W, 12-7  
 11.18 Lafayette W, 17-14

**Mike Cooley**  
**(3 seasons)**  
 1962 (3-6)  
 9.22 Delaware L, 0-27  
 9.29 at Harvard L, 7-27  
 10.6 Gettysburg W, 20-3  
 10.13 Bucknell L, 6-32  
 10.20 Rutgers L, 13-29  
 10.27 at Columbia L, 15-22  
 11.3 at Colgate L, 0-13  
 11.10 Kings Point W, 18-0  
 11.17 at Lafayette W, 13-6

1963 (1-8)  
 9.28 at Delaware L, 0-30  
 10.5 at Cornell L, 0-24  
 10.12 Gettysburg L, 20-24  
 10.19 at Rutgers L, 6-30  
 10.26 at Columbia L, 21-42  
 11.2 Colgate L, 6-20  
 11.9 at Davidson L, 3-7  
 11.16 at Bucknell L, 12-34  
 11.30 Lafayette W, 15-8

1964 (1-7-1)  
 9.26 at Penn L, 6-13  
 10.3 at Yale L, 0-54  
 10.10 Rutgers L, 7-20  
 10.17 at Gettysburg L, 7-39  
 10.24 Delaware L, 8-46  
 10.31 at Colgate L, 0-41  
 11.7 Davidson W, 13-10  
 11.14 Bucknell L, 0-3  
 11.21 at Lafayette T, 6-6

**Fred Dunlap**  
**(11 seasons)**  
 1965 (1-8)  
 9.25 at Penn L, 14-20  
 10.2 Cornell L, 13-49  
 10.9 at Rutgers L, 0-6  
 10.16 Gettysburg L, 17-26  
 10.23 Delaware L, 21-42  
 10.30 Furman L, 15-27  
 11.6 at Davidson L, 23-37  
 11.13 at Bucknell L, 0-41  
 11.20 Lafayette W, 20-14

1966 (0-9)  
 9.24 at Penn L, 28-38  
 10.1 Drexel L, 9-12  
 10.8 Rutgers L, 14-42  
 10.15 at Gettysburg L, 13-31  
 10.22 at Delaware L, 0-41  
 10.29 at Colgate L, 15-21  
 11.5 Davidson L, 27-34  
 11.12 Bucknell L, 0-45  
 11.19 at Lafayette L, 0-16

1967 (1-8)  
 9.23 Ithaca W, 50-20  
 9.30 at Penn L, 23-35  
 10.7 at Rutgers L, 7-14  
 10.14 at Bucknell L, 13-14

10.21 Gettysburg L, 7-14  
 10.28 at Furman L, 15-38  
 11.4 Colgate L, 7-20  
 11.11 at Delaware L, 10-33  
 11.18 Lafayette L, 0-6

1968 (3-7)  
 9.21 Drexel W, 59-21  
 9.28 at Citadel L, 12-28  
 10.5 Wittenberg L, 14-37  
 10.12 Rutgers L, 26-39  
 10.19 at Penn L, 0-34  
 10.26 at Gettysburg W, 34-14  
 11.2 at Colgate L, 11-27  
 11.9 Delaware L, 13-37  
 11.16 Bucknell L, 27-31  
 11.23 at Lafayette W, 21-6

1969 (4-5-1)  
 9.20 Citadel L, 16-41  
 9.27 Ithaca W, 55-7  
 10.4 at Wittenberg L, 13-21  
 10.11 at Rutgers W, 17-7  
 10.18 at Penn L, 7-13  
 10.25 Gettysburg L, 24-26  
 11.1 Colgate T, 14-14  
 11.8 at Delaware L, 14-42  
 11.15 at Bucknell W, 7-3  
 11.22 Lafayette W, 36-19

1970 (4-6)  
 9.19 C.W. Post W, 7-0  
 9.26 at Penn L, 0-24  
 10.3 at Cornell L, 14-41  
 10.10 Rutgers W, 7-0  
 10.17 at Drexel L, 0-6  
 10.24 at Gettysburg W, 34-15  
 10.31 at Colgate L, 12-21  
 11.7 Delaware W, 36-13  
 11.14 Bucknell L, 20-24  
 11.21 at Lafayette L, 28-31

1971 (8-3)  
 9.11 Hofstra W, 28-0  
 9.18 C.W. Post W, 24-14  
 9.25 at Penn L, 14-28  
 10.2 at Vermont W, 49-8  
 10.9 at Rutgers W, 35-14  
 10.16 Drexel W, 48-20  
 10.23 Gettysburg W, 50-0  
 10.30 Colgate L, 21-30  
 11.6 at Delaware L, 22-49  
 11.13 at Bucknell W, 23-0  
 11.20 Lafayette W, 48-19

1972 (5-6)  
 9.9 Hofstra W, 44-13  
 9.16 at Delaware L, 22-28  
 9.23 at Rutgers L, 13-41  
 9.30 Vermont W, 26-20  
 10.7 at Army L, 21-26  
 10.14 Bucknell W, 21-0  
 10.21 Penn L, 27-30  
 10.28 at Gettysburg L, 28-30  
 11.4 at Colgate L, 34-42  
 11.11 Rochester W, 38-14  
 11.18 at Lafayette W, 14-6

1973 (7-4-1)  
 9.8 at Hofstra W, 49-0  
 9.15 at UConn W, 22-20  
 9.22 Rutgers L, 13-31  
 9.29 Delaware L, 9-21  
 10.6 at Cornell T, 7-7  
 10.13 at Bucknell W, 42-15

10.19 at Penn L, 20-27  
 10.27 Gettysburg W, 43-15  
 11.3 Colgate W, 58-26  
 11.10 at Rochester W, 42-0  
 11.17 Lafayette W, 45-13  
 12.1 at W. Kentucky! L, 16-26

1974 (7-3)  
 9.14 Hofstra W, 40-0  
 9.21 at Colgate W, 33-12  
 9.27 at Penn L, 18-28  
 10.12 at Rutgers L, 16-37  
 10.19 Delaware L, 7-14  
 10.26 at Maine W, 35-26  
 11.2 Gettysburg W, 14-6  
 11.9 Davidson W, 53-6  
 11.16 Bucknell W, 33-7  
 11.23 at Lafayette W, 57-7

1975 (9-3)  
 9.13 Millersville W, 27-18  
 9.20 at Army L, 32-54  
 9.27 Penn W, 34-23  
 10.4 at Gettysburg W, 56-22  
 10.11 Rutgers W, 34-20  
 10.18 at Delaware W, 35-23  
 10.25 Maine W, 21-14  
 11.1 Colgate W, 38-6  
 11.8 at Davidson W, 37-19  
 11.15 at Bucknell L, 25-32  
 11.22 Lafayette W, 40-14  
 11.29 UNH!@ L, 21-35

**John Whitehead**  
**(10 seasons)**  
 1976 (6-5)  
 9.11 Kutztown W, 29-6  
 9.18 Baldwin-Wallace W, 21-14  
 9.24 at Penn W, 24-20  
 10.2 at Yale L, 6-21  
 10.9 at Bucknell L, 0-3  
 10.16 Rutgers L, 21-28  
 10.23 at Maine W, 24-0  
 10.30 Gettysburg W, 56-15  
 11.6 at Virginia L, 20-21  
 11.13 C.W. Post W, 17-10  
 11.20 at Lafayette L, 17-21

1977 (12-2)  
 NCAA Division II  
 National Champions  
 9.10 Connecticut W, 49-0  
 9.17 at Baldwin-Wallace L, 16-28  
 9.24 Pennsylvania W, 19-7  
 10.1 at Davidson W, 43-7  
 10.8 at Rhode Island W, 42-16  
 10.15 at Rutgers L, 0-20  
 10.22 VMI W, 30-20  
 10.29 Bucknell W, 47-13  
 11.5 at Gettysburg W, 47-0  
 11.12 C.W. Post W, 36-10  
 11.19 Lafayette W, 35-17  
 11.26 at UMass! W, 30-23  
 12.3 at UC-Davis! W, 39-30  
 12.10 vs. J'ville St.# W, 33-0

1978 (8-3)  
 9.9 West Chester W, 23-20  
 9.16 at Slippery Rock W, 17-0  
 9.23 Colgate W, 38-7  
 9.29 at Penn L, 13-21  
 10.7 Delaware W, 27-17  
 10.14 Davidson W, 27-21  
 10.21 at VMI W, 14-10  
 10.28 Bucknell L, 6-13  
 11.4 C.W. Post W, 24-22

## YEAR-BY-YEAR RESULTS

11.11 at Maine L, 18-21  
 11.18 at Lafayette W, 25-15  
 1979 (10-3)  
 NCAA Division I-AA Runner-Up  
 9.8 at West Chester W, 12-7  
 9.15 Slippery Rock W, 44-9  
 9.22 at Colgate L, 3-10  
 9.29 Penn W, 31-7  
 10.6 at Delaware L, 14-21  
 10.13 Davidson W, 10-0  
 10.20 at UNH W, 16-3  
 10.27 at Bucknell W, 14-13  
 11.3 C.W. Post W, 17-0  
 11.10 Maine W, 12-6  
 11.17 Lafayette W, 24-3  
 12.8 at Murray St. W, 28-9  
 12.15 vs. E. Kentucky \$%L, 7-30

1980 (9-1-2)  
 9.13 at Maine W, 37-6  
 9.20 Colgate T, 17-17  
 9.26 at Penn W, 35-6  
 10.4 Delaware W, 27-20  
 10.11 at Army T, 24-24  
 10.18 at Davidson W, 49-14  
 10.25 Bucknell W, 13-0  
 11.1 JMU W, 31-14  
 11.8 Rhode Island W, 23-10  
 11.15 Northeastern W, 42-19  
 11.22 at Lafayette W, 32-0  
 12.13 E. Kentucky \$L, 20-23

1981 (8-3)  
 9.12 Maine W, 24-10  
 9.19 at Colgate L, 14-27  
 9.26 Penn W, 58-0  
 10.3 at Delaware W, 24-21  
 10.10 UConn W, 21-17  
 10.17 at UNH L, 12-13  
 10.24 at Bucknell W, 18-0  
 10.31 Davidson W, 69-7  
 11.7 Millersville W, 40-7  
 11.14 at Northeastern W, 23-20  
 11.21 Lafayette L, 3-10

1982 (4-6)  
 9.11 at Maine L, 6-14  
 9.18 Colgate L, 14-21  
 9.25 at Penn L, 17-20  
 10.2 Delaware L, 19-20  
 10.9 at UConn W, 16-12  
 10.16 UNH W, 20-17  
 10.30 Bucknell W, 21-10  
 11.6 at Rhode Island L, 16-20  
 11.13 E. Stroudsburg W, 25-7  
 11.20 at Lafayette L, 6-34

1983 (8-3)  
 9.10 Northeastern W, 38-10  
 9.17 at Colgate L, 24-47  
 9.24 at Navy L, 0-30  
 10.1 at Delaware W, 24-19  
 10.8 Connecticut W, 13-7  
 10.15 at UNH L, 28-52  
 10.22 at Army W, 13-12  
 10.29 at Bucknell W, 40-15  
 11.5 UMass W, 21-20  
 11.12 E. Stroudsburg W, 17-3  
 11.19 Lafayette W, 22-14

1984 (5-6)  
 9.8 at UMass W, 21-14  
 9.15 at UConn W, 10-7  
 9.22 Colgate L, 35-40  
 9.29 Delaware W, 46-6

10.6 at Northeastern W, 25-14  
 10.13 at Navy L, 14-31  
 10.20 UNH L, 10-34  
 10.27 Rhode Island L, 16-24  
 11.3 at Wm. & Mary L, 10-24  
 11.10 Bucknell W, 21-15  
 11.17 at Lafayette L, 7-28

1985 (5-6)  
 9.14 Indiana (Pa.) W, 49-41  
 9.21 Connecticut L, 24-28  
 9.28 at Princeton W, 34-13  
 10.5 at Colgate L, 14-32  
 10.12 Rhode Island L, 38-45  
 10.19 at UNH L, 17-31  
 10.26 at Delaware W, 16-14  
 11.2 Wm. & Mary L, 29-31  
 11.9 at West Chester L, 17-20  
 11.16 at Bucknell W, 19-0  
 11.23 Lafayette W, 24-19

### Hank Small (8 seasons)

1986 (5-6)  
 9.13 at Holy Cross L, 14-17  
 9.20 Colgate W, 41-39  
 9.27 at Navy L, 0-41  
 10.4 Northeastern L, 20-34  
 10.11 Wm. & Mary L, 38-44  
 10.18 Princeton W, 48-28  
 10.25 at Delaware L, 17-28  
 11.1 at Towson St. W, 26-21  
 11.8 West Chester W, 18-13  
 11.15 Bucknell W, 17-7  
 11.22 at Lafayette L, 23-28

1987 (5-5-1)  
 9.12 Davidson W, 47-0  
 9.19 at Navy W, 24-9  
 9.26 Holy Cross L, 6-63  
 10.3 at Wm. & Mary L, 27-28  
 10.10 at Colgate W, 7-6  
 10.17 at Princeton L, 15-16  
 10.24 Delaware L, 24-28  
 10.31 at Columbia W, 26-10  
 11.7 Brown L, 7-10  
 11.14 at Bucknell T, 21-21  
 11.21 Lafayette W, 17-10

1988 (6-5)  
 9.10 at Davidson W, 43-20  
 9.17 at Wm. & Mary L, 6-14  
 9.24 at Dartmouth W, 41-16  
 10.1 Cornell W, 27-14  
 10.8 Colgate W, 24-19  
 10.15 at Holy Cross L, 24-48  
 10.22 Towson St. W, 27-22  
 10.29 Columbia W, 56-27  
 11.5 Bucknell L, 32-35  
 11.12 at Northeastern L, 26-33  
 11.19 at Lafayette L, 45-52

1989 (5-6)  
 9.9 at Fordham W, 42-7  
 9.16 UMass L, 23-42  
 9.23 at Yale L, 17-33  
 9.30 Towson St. W, 48-39  
 10.7 at Harvard W, 50-28  
 10.14 at Bucknell W, 52-6  
 10.21 Northeastern W, 33-13  
 10.28 Wm. & Mary L, 39-55  
 11.4 at Colgate L, 30-46  
 11.11 Holy Cross L, 16-55  
 11.18 Lafayette L, 21-36

1990 (7-4)  
 9.8 Fordham W, 35-3  
 9.15 at Towson St. W, 35-14  
 9.22 at Dartmouth L, 14-33  
 9.29 Columbia W, 42-9  
 10.6 at Penn W, 22-16  
 10.13 at Northeastern W, 28-13  
 10.20 at Holy Cross L, 22-34  
 10.27 at Wm. & Mary L, 17-38  
 11.3 Colgate W, 52-7  
 11.10 Bucknell L, 27-30  
 11.17 at Lafayette W, 35-14

1991 (9-2)  
 9.14 at Fordham W, 32-7  
 9.21 at Connecticut W, 35-19  
 9.28 at Columbia W, 22-9  
 10.5 Dartmouth W, 30-28  
 10.12 Northeastern W, 35-22  
 10.19 Penn W, 28-17  
 10.26 Holy Cross L, 42-43  
 11.2 Wm. & Mary W, 41-37  
 11.9 at Colgate L, 21-22  
 11.16 at Bucknell W, 41-13  
 11.23 Lafayette W, 36-18

1992 (3-8)  
 9.12 Fordham W, 16-14  
 9.19 UNH L, 14-28  
 9.26 at Cornell L, 23-29  
 10.3 Princeton L, 28-38  
 10.10 at Northeastern L, 28-42  
 10.17 at Brown W, 31-24  
 10.24 Colgate L, 13-14  
 10.31 at Holy Cross L, 25-28  
 11.7 Bucknell W, 38-16  
 11.14 at Wm. & Mary L, 13-26  
 11.21 at Lafayette L, 29-32

1993 (7-4)  
 Patriot League Champions  
 9.4 at Delaware L, 21-62  
 9.11 at Fordham W, 24-6  
 9.18 Hofstra W, 31-24  
 9.25 Brown W, 42-35  
 10.2 Cornell W, 35-13  
 10.16 at Princeton L, 23-31  
 10.23 at Colgate W, 36-32  
 10.30 Holy Cross W, 17-10  
 11.6 at Bucknell L, 27-32  
 11.13 at Idaho L, 14-77  
 11.20 Lafayette W, 39-14

### Kevin Higgins (7 seasons)

1994 (5-5-1)  
 9.10 Fordham W, 38-7  
 9.17 at Buffalo W, 48-19  
 9.24 Columbia T, 28-28  
 10.1 at Cornell L, 17-21  
 10.8 at Yale W, 36-32  
 10.15 at UNH L, 10-42  
 10.22 Bucknell L, 27-31  
 10.29 Colgate W, 25-22  
 11.5 Delaware L, 29-45  
 11.12 at Holy Cross W, 29-13  
 11.19 at Lafayette L, 20-54

1995 (8-3)  
 Patriot League Champions  
 9.9 at Army L, 9-42  
 9.16 at Colgate W, 20-9  
 9.23 Yale W, 21-10  
 9.30 UNH L, 14-35  
 10.7 at Bucknell W, 30-23,  
 10.14 at Columbia W, 37-35  
 10.21 Cornell W, 34-23  
 10.28 at UMass L, 36-44  
 11.4 at Fordham W, 17-0  
 11.11 Holy Cross W, 51-21  
 11.18 Lafayette W, 37-30  
 (2OT)

1996 (5-6)  
 9.7 at Delaware L, 7-49  
 9.14 Fordham W, 20-14  
 9.21 Buffalo L, 20-34  
 9.28 Dartmouth L, 14-21  
 10.5 at Princeton W, 20-14  
 10.12 at UNH L, 27-42  
 10.19 at Penn W, 28-24  
 11.2 Bucknell L, 6-7  
 11.9 at Holy Cross W, 20-10  
 11.16 Colgate L, 23-30  
 11.23 at Lafayette W, 23-19

1997 (4-7)  
 9.13 at Fordham L, 35-42(OT)  
 9.20 at Towson W, 16-14  
 9.27 Harvard L, 30-35  
 10.4 at Colgate L, 28-61  
 10.11 Penn W, 24-7  
 10.18 at Hofstra L, 38-45  
 10.25 at Dartmouth W, 46-26  
 11.1 at Bucknell L, 14-21  
 11.8 Holy Cross L, 14-20  
 11.15 Delaware L, 19-24  
 11.22 Lafayette W, 43-31

1998 (12-1)  
 Patriot League Champions  
 9.12 Fordham W, 31-6  
 9.19 at St. Mary's W, 22-16  
 9.26 Princeton W, 31-24  
 10.3 at Harvard W, 21-17  
 10.10 at Columbia W, 20-19  
 10.17 Towson W, 55-7  
 10.24 at Holy Cross W, 24-14  
 10.31 Wofford W, 26-0  
 11.7 Colgate W, 41-22  
 11.14 Bucknell W, 49-7  
 11.21 at Lafayette W, 31-7  
 11.28 at Richmond \$W, 24-23  
 12.5 at UMass \$ L, 21-27

1999 (10-2)  
 Patriot League Co-Champions  
 9.11 at Fordham W, 49-7  
 9.18 Monmouth W, 56-10  
 9.25 at Princeton W, 31-0  
 10.2 Columbia W, 63-13  
 10.9 at Dartmouth W, 30-14  
 10.16 at Delaware W, 42-35  
 10.23 Holy Cross W, 62-8  
 10.30 Towson W, 44-39  
 11.6 at Colgate L, 24-28  
 11.13 at Bucknell W, 48-27  
 11.20 Lafayette W, 14-12  
 11.27 at Hofstra \$ L, 12-27

2000 (12-1)  
 Patriot League Champions  
 9.9 at Wofford W, 34-14  
 9.16 Penn W, 17-10  
 9.23 at Princeton W, 20-18  
 9.30 Cornell W, 35-16  
 10.7 at Towson W, 42-21  
 10.14 at Harvard W, 45-13  
 10.21 Bucknell W, 21-14  
 10.28 at Holy Cross W, 21-6  
 11.4 Colgate W, 20-14  
 11.11 Fordham W, 51-17  
 11.18 at Lafayette W, 31-17  
 11.25 at W. Illinois \$W, 37-7  
 12.2 at Delaware \$ L, 22-47

### Pete Lembo (5 seasons)

2001 (11-1)  
 Patriot League Champions  
 9.1 at Georgetown W, 41-14  
 9.15 at Penn (Cancelled)  
 9.22 Princeton W, 34-10  
 9.29 C. Conn. St. W, 58-10  
 10.6 at Cornell W, 38-35  
 10.13 Towson W, 47-12  
 10.20 at Fordham W, 31-21  
 10.27 Holy Cross W, 47-14  
 11.3 at Colgate W, 25-22  
 11.10 at Bucknell W, 21-14  
 11.17 Lafayette W, 41-6  
 12.1 Hofstra \$W, 27-24 (OT)  
 12.8 at Furman L, 17-34

2002 (8-4)  
 8.29 at Buffalo W, 37-26  
 9.7 Georgetown W, 69-0  
 9.21 Princeton W, 31-24  
 9.28 at Penn L, 21-24  
 10.5 Harvard W, 36-35  
 10.12 at Towson L, 19-23  
 10.19 Yale W, 14-7  
 10.26 at Holy Cross W, 21-12  
 11.2 at Fordham W, 26-23(OT)  
 11.9 Colgate L, 14-28  
 11.16 Bucknell W, 24-0  
 11.23 at Lafayette L, 7-14

2003 (8-3)  
 9.6 Holy Cross W, 38-20  
 9.13 Fordham W, 23-16  
 9.20 at Princeton W, 28-13  
 9.27 Penn L, 24-31  
 10.4 at UConn L, 17-35  
 10.11 St. Mary's W, 35-7  
 10.25 at Georgetown W, 45-24  
 11.1 Towson W, 35-3  
 11.8 at Colgate L, 10-17  
 11.15 at Bucknell W, 45-9  
 11.22 Lafayette W, 30-10

2004 (9-3)  
 Patriot League Co-Champions  
 9.4 Stony Brook W, 25-2  
 9.11 Villanova L, 16-22  
 9.18 at Liberty W, 34-16  
 10.2 Albany W, 44-14  
 10.9 at Holy Cross W, 42-14  
 10.16 at Yale W, 30-24  
 10.23 Bucknell W, 40-17  
 10.30 Colgate W, 21-14  
 11.6 at Georgetown W, 49-18  
 11.13 Fordham W, 21-14  
 11.20 at Lafayette L, 10-24  
 11.27 JMU \$^ L, 13-14

## YEAR-BY-YEAR RESULTS

2005 (8-3)

9.3 Monmouth W, 54-26  
 9.10 at Delaware L, 33-34  
 9.24 at VMI W, 28-26  
 10.1 at Harvard W, 49-24  
 10.8 Holy Cross L, 10-13  
 10.15 Yale W, 28-21 (OT)  
 10.22 at Bucknell W, 42-10  
 10.29 at Colgate W, 50-34  
 11.5 Georgetown W, 46-14  
 11.12 at Fordham W, 40-3  
 11.19 Lafayette L, 19-23

**Andy Coen**  
**(13 seasons)**

2006 (6-5)

Patriot League Co-Champions  
 9.2 Albany L, 16-17  
 9.9 at Villanova W, 31-28  
 9.16 Princeton L, 10-14  
 9.30 Harvard L, 33-35  
 10.7 at Georgetown W, 28-3  
 10.14 at Yale L, 20-26 (OT)  
 10.21 Bucknell W, 38-7  
 10.28 at Holy Cross W, 28-14  
 11.4 Colgate W, 23-15  
 11.11 Fordham W, 45-14  
 11.18 at Lafayette L, 27-49

2007 (5-6)

9.8 Villanova L, 20-30  
 9.15 at Princeton W, 32-24  
 9.22 VMI W, 37-6  
 9.29 Harvard W, 20-13  
 10.6 at Fordham L, 18-28  
 10.13 at Yale L, 7-23  
 10.20 Holy Cross L, 10-59  
 10.27 Georgetown W, 45-0  
 11.3 at Colgate L, 7-21  
 11.10 at Bucknell W, 38-10  
 11.17 Lafayette L, 17-21

2008 (5-6)

9.6 Drake W, 19-0  
 9.13 at Villanova L, 14-33  
 9.27 at Princeton L, 7-10  
 10.4 Cornell L, 24-25  
 10.11 Fordham W, 45-24  
 10.18 at Harvard L, 24-27  
 10.25 at Holy Cross L, 21-35  
 11.1 at Georgetown W, 33-13  
 11.8 Colgate L, 33-34  
 11.15 Bucknell W, 31-15  
 11.22 at Lafayette W, 31-15

2009 (4-7)

9.5 C. Conn. St. L, 21-28  
 9.12 at Villanova L, 17-38  
 9.26 Princeton L, 14-17  
 10.3 Harvard L, 14-28  
 10.10 Georgetown W, 27-0  
 10.17 Yale L, 0-7  
 10.24 at Bucknell W, 35-16  
 10.31 at Colgate L, 20-27  
 11.7 Holy Cross L, 20-24  
 11.14 at Fordham W, 35-28  
 11.21 Lafayette W, 27-21 (OT)

2010 (10-3)

Patriot League Champions  
 9.4 at Drake W, 28-14  
 9.11 Villanova L, 0-35  
 9.18 Princeton W, 35-22  
 9.25 at UNH L, 10-31  
 10.9 Fordham W, 21-17  
 10.16 at Harvard W, 21-19  
 10.23 Bucknell W, 32-10  
 10.30 Colgate W, 44-14  
 11.6 at Holy Cross W, 34-17  
 11.13 at Georgetown W, 24-7  
 11.20 at Lafayette W, 20-13  
 11.27 at No. Iowa \$ W, 14-7  
 12.4 at Delaware \$ L, 20-42

2011 (11-2)

Patriot League Champions  
 9.3 at Monmouth W, 49-24  
 9.10 UNH L, 41-48 (OT)  
 9.17 at Princeton W, 34-22  
 9.24 Liberty W, 27-24  
 10.1 Yale W, 37-7  
 10.8 at Bucknell W, 30-6  
 10.15 at Fordham W, 34-12  
 10.29 at Colgate W, 45-25  
 11.5 Holy Cross W, 14-7  
 11.12 Georgetown W, 34-12  
 11.19 Lafayette W, 37-13  
 12.3 at Towson \$ W, 40-38  
 12.10 at NDSU \$ L, 0-24

2012 (10-1)

9.1 Monmouth W, 27-21  
 9.8 at CCSU W, 35-14  
 9.15 Princeton W, 17-14  
 9.22 at Liberty W, 28-26  
 9.29 Fordham W, 34-31  
 10.6 Columbia W, 35-14  
 10.13 at Georgetown W, 17-14  
 10.20 Bucknell W, 42-19  
 11.3 at Holy Cross W, 36-35  
 11.10 Colgate L, 24-35  
 11.17 at Lafayette W, 38-21

2013 (8-3)

9.7 CCSU W, 48-41 (2OT)  
 9.14 at Monmouth W, 28-25  
 9.21 at Princeton W, 29-28  
 9.28 UNH W, 34-27  
 10.5 at Fordham L, 34-52  
 10.12 at Columbia W, 24-10  
 10.19 Georgetown W, 45-24  
 10.26 at Bucknell L, 10-48  
 11.9 Holy Cross W, 34-20  
 11.16 at Colgate W, 31-14  
 11.23 Lafayette L, 28-50

2014 (3-8)

9.6 JMU L, 28-31  
 9.13 at UNH L, 27-45  
 9.20 at Yale L, 43-54  
 9.27 Monmouth L, 21-28  
 10.11 Bucknell L, 24-45  
 10.18 at Cornell W, 31-14  
 10.25 Fordham L, 27-48  
 11.1 at Georgetown W, 27-19  
 11.8 at Holy Cross L, 20-27  
 11.15 Colgate W, 30-27  
 11.22 vs. Lafayette L, 7-27  
 (at Yankee Stadium)

2015 (6-5)

9.4 at CCSU W, 20-14  
 9.12 at JMU L, 17-55  
 9.19 Penn W, 42-21  
 9.26 at Princeton L, 26-52  
 10.3 Yale L, 12-27  
 10.10 at Bucknell W, 21-10  
 10.24 at Fordham L, 42-59  
 10.31 Georgetown W, 33-28  
 11.7 Holy Cross W, 51-38  
 11.14 at Colgate L, 42-49  
 11.21 Lafayette W, 49-35

2016 (9-3)

Patriot League Champions  
 9.3 Monmouth L, 21-23  
 9.10 at Villanova L, 21-26  
 9.17 at Penn W, 49-28  
 9.24 Princeton W, 42-28  
 10.1 at Yale W, 63-35  
 10.8 Colgate W, 45-31  
 10.15 at Georgetown W, 35-3  
 10.22 at Holy Cross W, 46-14  
 10.29 Fordham W, 58-37  
 11.5 Bucknell W, 20-13  
 11.19 at Lafayette W, 45-21  
 11.26 at UNH \$ L, 21-64

2017 (5-7)

Patriot League Champions  
 9.2 Villanova L, 35-38  
 9.9 at Monmouth L, 27-46  
 9.16 Yale L, 28-56  
 9.23 Penn L, 47-65  
 9.30 at Wagner L, 20-37  
 10.7 at Colgate W, 41-38  
 10.14 Georgetown W, 54-35  
 10.28 at Fordham L, 35-45  
 11.4 at Bucknell W, 42-21  
 11.11 Holy Cross W, 34-21  
 11.18 Lafayette W, 38-31  
 11.25 at Stony Brook \$ L, 29-59

2018 (3-8)

9.1 Saint Francis W, 21-19  
 9.8 Villanova L, 9-31  
 9.15 at Navy L, 21-51  
 9.22 at Penn L, 10-30  
 10.6 at Princeton L, 7-66  
 10.13 Fordham L, 14-43  
 10.20 at Georgetown L, 16-22 (2OT)  
 10.27 at Holy Cross L, 0-56  
 11.3 Bucknell W, 45-17  
 11.10 Colgate L, 6-48  
 11.17 at Lafayette W, 34-3

**Tom Gilmore**  
**(4 seasons)**

2019 (4-7)

8.31 Saint Francis L, 13-14  
 9.7 at Villanova L, 10-38  
 9.14 at UC Davis L, 13-41  
 9.28 Merrimack W, 10-3  
 10.5 at Colgate W, 21-14  
 10.19 at Fordham W, 30-27 (OT)  
 10.26 Georgetown W, 27-24  
 11.2 Holy Cross L, 17-24  
 11.9 at Bucknell L, 10-20  
 11.16 at Sacred Heart L, 6-13  
 11.23 Lafayette L, 16-17

Spring 2021 (0-3)

3.13 Holy Cross L, 3-20  
 4.3 Bucknell L, 0-6  
 4.10 at Lafayette L, 13-20

2021 (3-8)

9.4 Villanova L, 3-47  
 9.11 at Richmond L, 3-31  
 9.18 Princeton L, 0-32  
 9.25 at Colgate L, 3-30  
 10.2 Yale L, 0-34  
 10.9 at Penn L, 0-20  
 10.23 at Fordham L, 28-35  
 10.30 Holy Cross L, 12-31  
 11.6 at Bucknell W, 38-6  
 11.13 Georgetown W, 23-9  
 11.20 Lafayette W, 17-10

2022 (2-9)

9.2 at Villanova L, 17-45  
 9.10 at Georgetown W, 21-19  
 9.17 Richmond L, 6-30  
 9.24 at Princeton L, 17-29  
 10.1 Monmouth L, 7-35  
 10.8 Fordham L, 28-40  
 10.15 at Cornell L, 15-19  
 10.22 Bucknell L, 17-19  
 11.5 at Holy Cross L, 14-42  
 11.12 Colgate W, 36-33  
 11.19 at Lafayette L, 11-14

Key:

! - NCAA Division II Playoffs  
 @ - Playoff game at Taylor Stadium  
 # - Pioneer Bowl (Wichita Falls, Texas)  
 \$ - NCAA FCS (Formerly I-AA) Playoffs  
 % - Division I-AA National Championship Game (Orlando, Fla.)  
 ^ - Playoff game at Goodman Stadium

## LEHIGH FOOTBALL AND THE NATIONAL FOOTBALL LEAGUE

### Arizona Cardinals

Adam Bergen, TE, 2005-06  
Ryan Spadola, WR, 2014

### Atlanta Falcons

Kim McQuilken, QB, 1973-78  
Horace Hamm, WR, 1992  
Ryan Spadola, WR, 2014

### Baltimore Ravens

Will Rackley, OL, 2014

### Chicago Bears

Rabih Abdullah, RB, 2002-03

### Cincinnati Bengals

Steve Kreider, WR, 1979-86  
Kevin Jefferson, LB, 1994-96

### Dallas Cowboys

Scott Semptimphelter, QB 1995-96  
Adam Bergen, TE, 2007

### Detroit Lions

Ryan Spadola, WR, 2015-17

### Green Bay Packers

Horace Hamm, WR, 1993

### Indianapolis Colts

Gerran Walker, WR, 2006

### Jacksonville Jaguars

Phil Stambaugh, QB, 2001  
Will Rackley, OL, 2011-13

### Kansas City Chiefs

Rich Owens, DL, 2001-03

### Miami Dolphins

Rich Owens, DL, 2001-03  
Ryan Spadola, WR, 2013



*Adam Bergen*

### New England Patriots

Rabih Abdullah, RB, 2004-06

### New Orleans Saints

John Hill, C, 1975-84  
Phil Stambaugh, QB, 2000

### New York Giants

Reed Bohovich, T, 1962-63  
Jack Rizzo, RB, 1972  
John Hill, C, 1972-74  
Phil Stambaugh, QB, 2003

### New York Jets

Ryan Spadola, WR, 2013

### Oakland Raiders

Nick Martucci, DL, 1998  
Billy Boyko, LB, 2013

### Pittsburgh Steelers

Jarrod Johnson, C/G, 1991  
Gerran Walker, WR, 2007

### San Diego Chargers

Jarrod Johnson, C/G, 1992

### San Francisco 49ers

Pete Williams, T, 1958

### Tampa Bay Buccaneers

Rabih Abdullah, RB, 1998-01

### Washington Redskins

Rich Owens, DL, 1995-87  
Kevin Jefferson, LB, 1998  
Kim McQuilken, QB, 1978-80



*Rabih Abdullah*



*Kim McQuilken*



*Rich Owens*

## LEHIGH PLAYERS SELECTED IN THE NFL DRAFT

1949 - Stan Szymakowski - Back  
24th Round (#240) Chicago Cardinals

1950 - Bob Numbers - Center  
25th Round (#320) Pittsburgh Steelers

1951 - Dick Doyne - Back  
4th Round (#42) Chicago Cardinals  
- Dick Gabriel - Back  
23rd Round (#272) Detroit Lions

1958 - Dan Nolan - Quarterback  
4th Round (#40) Washington Redskins  
- Pete Williams - Tackle  
12th Round (#143) San Francisco 49ers

1959 - Joe Wenzel - End  
22nd Round (#263) Cleveland Browns

1962 - Reed Bohovich - Tackle  
9th Round (#125) New York Giants

1964 - Don Marshall - Tackle  
19th Round (#262) Pittsburgh Steelers

1971 - Thad Jamula - Tackle  
13th Round (#326) Cleveland Browns

1972 - John Hill - Center  
6th Round (#132) New York Giants

1974 - Kim McQuilken - Quarterback  
3rd Round (#69) Atlanta Falcons

1976 - Jerry Mullane - Linebacker  
14th Round (#387) New York Giants

1978 - Mike Rieker - Quarterback  
6th Round (#142) New Orleans Saints

1979 - Steve Kreider - Wide Receiver  
6th Round (#139) Cincinnati Bengals

1995 - Rich Owens - Defensive End  
5th Round (#152) Washington Redskins

2011 - Will Rackley - Offensive Line  
3rd Round (#76) Jacksonville Jaguars



*Will Rackley*