

FOOTBALL RECORD BOOK



1977 DIVISION II NATIONAL CHAMPIONS

TABLE OF CONTENTS

PATRIOT LEAGUE CHAMPIONS:
1993, 1995, 1998, 1999, 2000,
2001, 2004, 2006, 2010, 2011

NCAA FCS PLAYOFFS:
1979, 1980, 1998, 1999,
2000, 2001, 2004, 2010, 2011

LAMBERT CUP CHAMPIONS:
1957, 1961, 1973, 1975,
1977, 1980, 2001, 2011

Individual Records	2-4
Team Records	5
Individual National Honors	6
Patriot League Honors	7-8
Goodman Stadium Records	8
NCAA Playoff/Lambert Cup History	9
Head Coaching Legacy	10
Team Captains	10
The Rivalry: Lehigh vs. Lafayette	11
Team Awards	12-13
Hall of Fame	13
Series Records vs. Opponents	14
Series History For 2014 Opponents	15-16
Year-by-Year Results	17-20
Lehigh and the NFL	21

Last Updated: November 17, 2014

INDIVIDUAL RECORDS

PASSING RECORDS

MOST YARDS GAINED

Play: 97, Mike Rieker- Mark Weaver
(Penn, 1976)

Game: 480, Scott Semptimphelter
(Lafayette, 1992)

Season: 4,378, Chris Lum (2011)

Career: 10,575, Phil Stambaugh (1996-99)

MOST COMPLETIONS

Game: 42, Brandon Bialkowski
(Princeton, 2013)

Season: 358, Chris Lum (2011)

Career: 818, Phil Stambaugh (1996-99)

HIGHEST COMPLETION PCT.

Season: 68.01, Phil Stambaugh (1999)

Career: 63.71, Phil Stambaugh (1996-99)

MOST TOUCHDOWN PASSES

Game: 6, Mark Borda (Monmouth , 2005),
Scott Semptimphelter
(Lafayette, 1993)

Kyle Keating (Georgetown, 2003)
Chris Lum (UNH, 2011)

Season: 32, Chris Lum (2011)

Career: 78, Phil Stambaugh (1996-99)

TOP PASSING PERFORMANCES

LONGEST TOUCHDOWN PASS

1. M. Rieker-Weaver (Penn '76) 97
2. M. Borda-W. Porter (Harvard '05) 91
3. McGowan-Gorman (Princeton '86) 88
4. Cianello-Sutton (Hofstra '01) 86
5. J. Sterrett-Weaver (Army '75) 86
6. JB Clark-Yansane (Drake '08) 85
7. L. Michalski-Ryan (UConn '81) 83
8. Rieker-Kreider (UC-Davis '77) 81
9. K. McQuilken-Rizzo (Drexel '71) 81
10. M. Rieker-Daniels (Gettysburg '76) 80
- T. Gloede-Walters (Muhlenberg '53) 80

PASSING YARDS, GAME

1. Scott Semptimphelter (LAF '92) 480
2. Todd Brunner (Colgate '89) 467
3. Bob Aylsworth (Yale '94) 454
4. Glenn Kempa (Holy Cross '91) 444
5. Scott Semptimphelter (NE '92) 434
6. Brandon Bialkowski (Prin. '13) 430
7. Jim Harris (Lafayette '88) 430
8. Todd Brunner (UMass '89) 426
9. Todd Brunner (N' eastern '89) 422
10. Glenn Kempa (W & M '91) 421

PASSING YARDS, SEASON

1. Chris Lum (2011) 4,378
2. Glenn Kempa (1991) 3,565
3. Todd Brunner (1989) 3,516
4. Scott Semptimphelter (1993) 3,449
5. Scott Semptimphelter (1992) 3,190

PASSING YARDS, CAREER

1. Phil Stambaugh 10,575
2. Marty Horn 9,120
3. Chris Lum 7,823
4. Kim McQuilken 6,996
5. Glenn Kempa 6,732

PASS COMPLETIONS, GAME

1. Brandon Bialkowski (Prin. '13) 42
2. Todd Brunner (Colgate '89) 38
3. Marty Horn (W&M '85) 37
4. Chris Lum (UNH '11) 36
5. Chris Lum (Towson '11) 36
6. Chris Lum (Delaware '10) 35
7. Phil Stambaugh (Dartmouth '99) 35
8. Todd Brunner (UMass '89) 35
9. Todd Brunner (N' eastern '89) 35
10. Bob Aylsworth (Bucknell '94) 34
- Chris Lum (Yale '11) 34

PASS COMPLETIONS, SEASON

1. Chris Lum (2011) 358
2. Glenn Kempa (1991) 286
3. Todd Brunner (1989) 273
4. Scott Semptimphelter (1993) 249
5. Phil Stambaugh (1998) 246
- Marty Horn (1985) 246

PASS COMPLETIONS, CAREER

1. Phil Stambaugh 818
2. Marty Horn 744
3. Chris Lum 639
4. Glenn Kempa 521
5. Kim McQuilken 516

COMPLETION PERCENTAGE, SEASON

1. Phil Stambaugh (1999) 68.01
2. Phil Stambaugh (1998) 66.31
3. Chris Lum (2011) 65.93
4. Mark Borda (2005) 64.62
5. Brandon Bialkowski (2013) 64.09

COMPLETION PERCENTAGE, CAREER

1. Phil Stambaugh 63.71
2. Mark Borda 62.45
3. Bob Aylsworth 61.45
4. Chris Lum 61.15
5. Todd Brunner 60.21

TOUCHDOWN PASSES, GAME

1. Mark Borda (Monmouth '05) 6
- S. Semptimphelter (Lafayette '93) 6
- Kyle Keating (Georgetown '03) 6
- Chris Lum (UNH '11) 6
4. Mark Borda (Holy Cross '04) 5
- Mark Borda (Bucknell '04) 5
- Brant Hall (C.Conn. St. '01) 5
- Luke Cianello (Holy Cross '01) 5
- Phil Stambaugh (Columbia '99) 5
- Phil Stambaugh (Towson '98) 5
- Bob Aylsworth (Buffalo '94) 5
- Bob Aylsworth (Holy Cross '95) 5
- Glenn Kempa (Connecticut '91) 5
- Todd Brunner (Harvard '89) 5
- Todd Brunner (Fordham '89) 5
- Marty Horn (Indiana, Pa. '85) 5

TOUCHDOWN PASSES, SEASON

1. Chris Lum (2011) 32
2. Glenn Kempa (1991) 31
3. Scott Semptimphelter (1993) 30
4. Bob Aylsworth (1995) 27
5. Todd Brunner (1989) 26
- Phil Stambaugh (1999) 26

TOUCHDOWN PASSES, CAREER

1. Phil Stambaugh 78
2. Marty Horn 62
3. Chris Lum 56
4. Scott Semptimphelter 50
5. Bob Aylsworth 49
- Glenn Kempa 49

PASSING YARDS/ATTEMPT, SEASON

1. Mike Rieker (1977) 10.57
2. Joe Sterrett (1975) 9.27
3. Mark Borda (2003) 9.25
4. Jim Harris (1988) 9.07
5. Phil Stambaugh (1999) 8.63

PASSING YARDS/ATTEMPT, CAREER

1. Mike Rieker 9.19
2. Joe Sterrett 9.08
3. Joe Alleva 8.24
4. Scott Semptimphelter 8.09
5. Brant Hall 8.04

INTERCEPTION PCT., SEASON

1. Brant Hall (2000) 1.11
2. Brant Hall (2001) 1.70
3. Sedale Threatt (2006) 2.00
4. Mark McGowan (1988) 2.42
5. Glenn Kempa (1990) 2.49

INTERCEPTION PCT., CAREER

1. Brant Hall 1.73
2. Sedale Threatt 2.89
3. Glenn Kempa 2.99
4. Scott Semptimphelter 3.28
5. JB Clark 3.32

RECEIVING RECORDS

MOST RECEPTIONS

Game: 14, Six times, most recently Lee Kurfis
(Columbia, 2013)

Season: 99, Lee Kurfis (2013)

Career: 237, Rennie Benn (1982-85)

MOST RECEIVING YARDS

Game: 319, Jason Cristino (Lafayette, 1992)

Season: 1,614, Ryan Spadola (2011)

Career: 3,662, Rennie Benn (1982-85)

MOST RECEIVING TOUCHDOWNS

Game: 5, Rennie Benn (Indiana, Pa., 1985)

Season: 15, Dave Cecchini (1993) and
Rennie Benn (1983)

Career: 44, Rennie Benn (1982-85)

HIGHEST YARDS PER RECEPTION

Season: 23.78, Thomas Gunn (1952)

Career: 19.49, Thomas Gunn

INDIVIDUAL RECORDS

TOP RECEIVING PERFORMANCES

RECEPTIONS, GAME

1. Rob Varano (Northeastern '89)	14
Rennie Benn (twice)	14
Adam Bergen (Georgetown '03)	14
Ryan Spadola (Harvard '10)	14
Lee Kurfis (Columbia '13)	14
5. Lee Kurfis (Princeton '13)	13
Ryan Spadola (Towson '11)	13
Ryan Spadola (Fordham '11)	13
Dave Cecchini (Bucknell '93)	13
Kevin Rubin (Delaware '93)	13
Rob Varano (Colgate '89)	13
Rennie Benn (W & M '85)	13
John Miller (Rutgers '67)	13

RECEPTIONS, SEASON

1. Lee Kurfis (2013)	99
2. Ryan Spadola (2011)	96
3. Jake Drwal (2011)	92
4. Dave Cecchini (1993)	88
5. Ryan Spadola (2010)	78
Rob Varano (1989)	78
7. Rennie Benn (1984)	77
Brian Klingerman (1995)	77
Josh Snyder (2001)	77
10. Horace Hamm (1991)	75

RECEPTIONS, CAREER

1. Rennie Benn	237
2. Ryan Spadola	232
3. Deron Braswell	217
3. Jake Drwal	193
5. Kody Fedorcha	172
6. Rich Clark	160
7. Horace Hamm	158
8. Brian Klingerman	157
9. Lee Kurfis	153
10. Rob Varano	152

RECEIVING YARDS, GAME

1. Jason Cristino (Lafayette '92)	319
2. Rennie Benn (Indiana, Pa. '85)	266
3. Dave Cecchini (Bucknell '93)	225
4. Rick Moore (Delaware '99)	224
5. Lee Kurfis (CCSU '13)	222
6. Ryan Spadola (Fordham '11)	216
7. Troy Pelletier (Holy Cross '14)	214
Ryan Spadola (Princeton '11)	214
9. Lee Kurfis (Monmouth '13)	211
10. Josh Snyder (Colgate '01)	209
11. Ryan Spadola (Harvard '10)	206
12. Ryan Spadola (Holy Cross '12)	202

RECEIVING YARDS, SEASON

1. Ryan Spadola (2011)	1,614
2. Lee Kurfis (2013)	1,351
3. Dave Cecchini (1993)	1,318
4. Jason Cristino (1992)	1,282
5. Josh Snyder (2001)	1,280
6. Steve Kreider (1977)	1,181
7. Rennie Benn (1984)	1,149
8. Horace Hamm (1990)	1,148
9. Brian Klingerman (1994)	1,135
Deron Braswell (1996)	1,135

RECEIVING YARDS, CAREER

1. Rennie Benn	3,662
2. Ryan Spadola	3,611
3. Deron Braswell	3,292
4. Horace Hamm	2,540
5. Rich Clark	2,386
6. Rob Varano	2,383
7. Jake Drwal	2,323
8. Brian Klingerman	2,298
9. Bill Schlegel	2,204
10. Lee Kurfis	2,183

TOUCHDOWN RECEPTIONS, GAME

1. Rennie Benn (Indiana, Pa. '85)	5
2. Josh Snyder (C. Conn. St. '01)	4
Steve Kreider (UMass '77)	4
4. 23 times by 13 players	3
Most recently Ryan Spadola (Princeton '11) and Jake Drwal (Yale '11)	

TOUCHDOWN RECEPTIONS, SEASON

1. Dave Cecchini (1993)	15
Rennie Benn (1983)	15
3. Dan Ryan (1981)	14
Rennie Benn (1985)	14
5. Horace Hamm (1991)	13
6. Steve Kreider (1977)	12
Josh Snyder (2001)	12
Mark Yeager (1980)	12
9. Brian Klingerman (1994)	11
Mike Fitzgerald (2008)	11
Ryan Spadola (2011)	11

TOUCHDOWN RECEPTIONS, CAREER

1. Rennie Benn	44
2. Deron Braswell	28
3. Steve Kreider	24
Ryan Spadola	24
5. Horace Hamm	22
Brian Klingerman	22
7. Josh Snyder	21
8. Rich Clark	17
Adam Bergen	17
10. Jake Drwal	16
Dave Cecchini	16
Bill Schlegel	16
John Gorman	16
Mike Fitzgerald	16

YARDS PER RECEPTION, SEASON

1. Thomas Gunn (1952)	23.78
2. Steve Kreider (1977)	22.28
3. Larry Henshaw (1975)	20.60
4. Mike Leib (1968)	19.81
5. Jason Cristino (1992)	19.72
6. Horace Hamm (1990)	18.82
7. John Gorman (1986)	18.47
8. Mark Yeager (1980)	17.82
9. Kevin Rubin (1992)	17.80
10. Jason Cristino (1991)	17.71

YARDS PER RECEPTION, CAREER

1. Tom Gunn	19.49
2. Jason Cristino	18.68
3. Steve Kreider	18.30
4. Larry Henshaw	17.99
5. Gerran Walker	17.91
6. Dan Ryan	17.71
7. Mark Yeager	17.03

8. Mike Leib	16.90
9. Joe Wenzel	16.64
10. Austin Short	16.52

RUSHING RECORDS

YARDS, GAME

1. Jack Rizzo (Lafayette '71)	31-313
2. Rabih Abdullah (Cornell '95)	22-266
3. Jermaine Pugh (Fordham '03)	32-238
4. Erick Torain (Lafayette '90)	36-224
5. Rabih Abdullah (Lafayette '95)	42-223
6. Bob Naylor (VMI '56)	17-220
7. Rabih Abdullah (Colgate '95)	35-207
8. Mark Lookenbill (W & M '91)	34-205
9. Erick Torain (Towson '90)	33-201
10. Erick Torain (Towson '89)	27-198

YARDS, SEASON

1. Rabih Abdullah (1995)	1,536
2. Ronald Jean (1999)	1,358
3. Jermaine Pugh (2002)	1,339
4. Rabih Abdullah (1997)	1,225
5. Jack Rizzo (1971)	1,143
6. Rod Gardner (1975)	1,112
7. Keith Sherman (2013)	1,064
8. Dick Gabriel (1949)	1,023
9. Erick Torain (1990)	1,017
10. Brian Baker (1996)	1,004

YARDS, CAREER

1. Rabih Abdullah	3,696
2. Rod Gardner	3,188
3. Jermaine Pugh	2,674
4. Ronald Jean	2,422
5. Dick Gabriel	2,506
6. Lee Blum	2,398
7. Erick Torain	2,397
8. Jack Rizzo	2,216
9. Don Diorio	2,206
10. Eric Rath	2,005

YARDS PER RUSH, SEASON

1. Dick Gabriel (1949)	8.12
2. Dick Gabriel (1948)	7.47
3. Dick Doyne (1948)	7.07
4. Joe Kryla (1951)	6.68
5. Mark Weaver (1975)	6.43
6. Mark Weaver (1974)	6.40
7. Dick Doyne (1950)	6.37
8. Rod Gardner (1975)	6.11
9. Bob Naylor (1955)	6.05
10. Keith Sherman (2013)	6.05

YARDS PER RUSH, CAREER

1. Dick Gabriel	6.59
2. Joe Kryla	5.84
3. Dick Doyne	5.70
4. Mark Weaver	5.64
5. Rabih Abdullah	5.50
6. Bob Naylor	5.42
7. Ronald Jean	5.16
8. Rod Gardner	5.01
9. Keith Sherman	4.99
10. Marques Thompson	4.92

INDIVIDUAL RECORDS

RUSHING TOUCHDOWNS, SEASON

1. Ronald Jean (1999)	23
2. Jack Rizzo (1971)	19
3. Eric Rath (2005)	17
Erick Torain (1990)	17
5. Rod Gardner (1975)	15
6. Erick Torain (1988)	14
Rod Gardner (1974)	14
8. Eric Rath (2004)	13
9. Don Diorio (1971)	12
Dick Gabriel (1948)	12

RUSHING TOUCHDOWNS, CAREER

1. Rod Gardner	42
2. Erick Torain	40
3. Ronald Jean	36
4. Dick Gabriel	33
Rabih Abdullah	33
6. Eric Rath	32
7. Jack Rizzo	25
8. Lee Blum	24
9. Dan Nolan	23
10. Don Diorio	22

SCORING/MISC. RECORDS

SCORING, GAME

1. Ronald Jean (Bucknell '99)	30
Rabih Abdullah (Cornell '95)	30
Erick Torain (Colgate '90)	30
Rennie Benn (Indiana, Pa. '85)	30
5. Jack Rizzo (Gettysburg '71)	25
6. 18 times by 16 players	24
Most recent: Zach Barket (Colgate '11)	

SCORING, SEASON

1. Ronald Jean (1999)	156
2. Jack Rizzo (1971)	129
3. Erick Torain (1990)	116
4. Erick Torain (1988)	112
5. Eric Rath (2005)	108
Mark Lookenbill (1991)	108
Rabih Abdullah (1997)	108
7. Rod Gardner (1975)	104
8. Dick Gabriel (1949)	96
Rod Gardner (1974)	96
10. Dave Cecchini (1993)	94

SCORING, CAREER

1. Erick Torain	306
2. Rod Gardner	302
3. Rennie Benn	266
4. Dick Gabriel	252
5. Ronald Jean	240
6. Rabih Abdullah	234
7. Erik Bird	225
8. Eric Rath	210
9. Ted Iobst	196
10. Jason Leo	194

KICK SCORING, SEASON

1. Jaron Taaffe (1999)	82
2. Brian Kelley (2001)	80
3. Mike Beattie (1986)	72
4. Brian Kelley (2000)	71
Jaron Taaffe (1998)	71

KICK SCORING, CAREER

1. Erik Bird	225
2. Ted Iobst	196
3. Jason Leo	194
4. Mike Beattie	192
5. Jaron Taaffe	154
6. Brian Kelley	151
7. Ryan Pandy	126
8. Jake Peery	120
9. Mike Swartz	105
10. Dave Mancosh	98

TOUCHDOWNS, SEASON

1. Ronald Jean (1999)	26
2. Jack Rizzo (1971)	21
3. Erick Torain (1990)	19
4. Eric Rath (2005)	18
Mark Lookenbill (1991)	18
Erick Torain (1988)	18
Rabih Abdullah (1997)	18
8. Rod Gardner (1975)	17
9. Dick Gabriel (1949)	16
Rod Gardner (1974)	16

TOUCHDOWNS, CAREER

1. Rod Gardner	50
2. Erick Torain	50
3. Rennie Benn	44
4. Dick Gabriel	42
5. Ronald Jean	40
6. Rabih Abdullah	39
7. Eric Rath	35
8. Mark Lookenbill	32
9. Jack Rizzo	29
10. Deron Braswell	28
Lee Blum	28

FIELD GOALS, GAME

1. Jason Leo (Holy Cross '05)	4
Mike Beattie (West Chester '86)	4
3. Nine tied with	3
Most Recent: Ryan Pandy (Colgate '14)	

FIELD GOALS, SEASON

1. Mike Beattie (1986)	15
2. Mike Beattie (1985)	13
3. Ted Iobst (1978)	12
Brian Kelley (2001)	12
Matt Douglas (2003)	12
Jason Leo (2006)	12

FIELD GOALS, CAREER

1. Mike Beattie	37
2. Jason Leo	36
3. Ted Iobst	34
4. Erik Bird	30
5. Brian Kelley	21

EXTRA POINTS, SEASON

1. Jaron Taaffe (1999)	58
2. Brian Kelley (2000 & 2001)	44
Jaron Taaffe (1998)	44
4. Ryan Pandy (2013)	42
Jake Peery (2012)	42
Justin Musiek (2005)	42

EXTRA POINTS, CAREER

1. Erik Bird	135
2. Jaron Taaffe	103
3. Ted Iobst	94
4. Brian Kelley	88
5. Jason Leo	86

LONGEST PUNT RETURN, GAME

1. Bob Naylor (Temple '55)	94
2. Noel (Muhlenberg '48)	90
3. Dick Gabriel (Case '49)	88
4. Jermaine Pugh (Lafayette '01)	85
Pete Sczerbinski (Columbia '88)	85
Sean Pitzer (Princeton '86)	85
7. Jarard Cribbs (Cornell '08)	84
8. Bob Naylor (Bucknell '55)	82
9. Dick Gabriel (Case '48)	78

LONGEST KICKOFF RETURN, GAME

1. Tom Fisher (Muhlenberg '46)	100
2. Mark Weaver (Delaware '75)	97
3. Ronald Jean (Bucknell '99)	95
Dick Gabriel (Gettysburg '49)	95
5. Steve Kreider (W. Chester '78)	94



Bob Naylor '57



Jack Rizzo '72

TEAM RECORDS

TOP TEAM PERFORMANCES

TOTAL OFFENSE, GAME

1. Bucknell (1977)	682
2. Bucknell (1998)	677
3. Towson (1998)	672
4. Harvard (1989)	672
5. Lafayette (1971)	664

RUSHING OFFENSE, GAME

1. Lafayette (1971)	506
2. Bucknell (1998)	430
3. Northeastern (1980)	424
4. Ithaca (1969)	402
5. Delaware (1970)	375

PASSING OFFENSE, GAME

1. Lafayette (1988)	495
2. Lafayette (1992)	480
3. Colgate (1989)	469
4. Bucknell (1977)	463
5. Yale (1994)	454

FIRST DOWNS, GAME

1. Wm. & Mary (1985)	36
2. Holy Cross (1991)	34
Dartmouth (1988)	34
4. Six times	33

Most recently vs. Buffalo (1994)

TEAM RECORDS

LARGEST MARGIN OF VICTORY

106	106-0	*Penn State	1889
83	83-0	Albright	1903
78	78-0	Lafayette	1917
74	74-0	Bucknell	1888
71	71-0	Villanova	1903
69	69-0	Georgetown	2002
66	66-0	Carnegie Tech	1950
64	64-0	Albright	1913
63	63-0	Tufts	1959
62	69-7	Davidson	1981
60	66-6	Lafayette	1890

* - Most points ever allowed by Penn State

LARGEST MARGIN OF DEFEAT

80	0-80	Princeton	1887
76	0-76	Cornell	1892
75	0-75	Princeton	1888
64	0-64	Lafayette	1944
63	14-77	Idaho	1993
60	0-60	Princeton	1904
58	0-58	Lafayette	1943
57	6-63	Holy Cross	1987
54	0-54	Pennsylvania	1885
54	0-54	Villanova	1927
54	0-54	Princeton	1934

THE MOST....

Games played, season: 14, 1977 (12-2)

Wins, season: 12 1977 (12-2)
1998 (12-1)
2000 (12-1)

Losses, season: 11 1901 (1-11)

Ties, season: 3 1958 (3-3-3)
1941 (0-6-3)
1924 (4-1-3)

Consecutive wins: 13, last game of 1997 season and first 12 in 1998

Consecutive regular season wins: 18, final nine games of 2011 and first nine of 2012

Consecutive Patriot League wins: 18, final two games of 2009 to first four games in 2012

Points, game: 106, 1889 vs. Penn State

Modern era: 69, 2002 vs. Georgetown

Points, season: 463, 1999 (10-2)

Points allowed, game: 80, 1887 vs. Princeton

Modern era: 77, 1993 at Idaho

Points allowed, season: 360, 1989 (5-6)

Rush yards, game: 506, 1971 vs. Lafayette
(Lehigh won 48-19)

Rush yards, season: 2,692, 1975 (9-3)

Pass yards, game: 495, 1988 at Lafayette
(Lehigh lost 52-45)

Pass yards, season: 4,428, 2011 (11-2)

Total offense, game: 682, 1977 at Bucknell
(Lehigh won 47-13)

Total offense, season: 5,749, 2011 (11-1)

THE FEWEST...

Points, season: 47, 1964 (1-7-1)

Points allowed, season: 72, 1957 (8-1)

THE LONGEST...

Run from scrimmage: 97 yards

Dick Gabriel vs. Franklin & Marshall, 1948

Pass completion: 97 yards

M. Rieker to M. Weaver at Penn, 9/24/76

Field Goal: 51 yards

Matt Douglas at Colgate, 11/8/03

Punt: 88 yards

John Rhoads vs. Gettysburg, 10/23/71

Kickoff Return: 100 yards

Tom Fisher vs. Muhlenberg, 1946

Punt Return: 94 yards

Bob Naylor vs. Temple, 10/29/55

Interception Return: 100 yards

Marc Thomas vs. Delaware, 10/29/84

Fumble Return: 100 yards

Steve Smoke vs. Penn State, 1938

WINNINGEST SEASONS

2000	12-1
1998	12-1
1977	12-2
2001	11-1
2011	11-2
2012	10-1
1999	10-2
1888	10-2
2010	10-3
1979	10-3
1950	9-0
1980	9-1-2
1991	9-2
1912	9-2
1903	9-2-1
2004	9-3
1975	9-3

LONGEST WINNING STREAKS

(Single Season)

12	1998, 2000
11	2001
10	2011
9	1950, 2012
8	1977, 1999, 2004, 2010, 2012
7	1975, 1955

LEHIGH IN THE NATIONAL POLLS

(FINAL SEASON RANKING)

Year	Rank	Poll
2012	14	FCS Coaches
	16	Sports Network
2011	5	Sports Network
	6	FCS Coaches
2010	14	FCS Coaches
	14	Sports Network
2004	14	ESPN/USA Today
	15	Sports Network
2003	23	ESPN/USA Today
	23	Sports Network
2001	5	ESPN/USA Today
	5	Sports Network
2000	8	Sports Network
1999	14	Sports Network
1998	7	Sports Network

INDIVIDUAL HONORS

AP ALL-AMERICANS

Year	Name, Position	Team
2013	Lee Kurfis, WR	2nd
2011	Ryan Spadola, WR	1st
	Chris Lum, QB	2nd
	Troy McKenna, OL	3rd
2010	Will Rackley, OL	1st
2009	Matt Cohen, LB	2nd
	Will Rackley, OL	3rd
2004	Adam Bergen, TE	1st
	Tom Alfsen, DE	2nd
2003	Adam Bergen, TE	2nd
2001	Abdul Byron, DB	1st
2000	Brian McDonald, OL	1st
1999	Ronald Jean, RB	2nd
	Ian Eason, LB	3rd
1998	Nick Martucci, DE	1st
1996	Ben Talbott, P	2nd
	Brian Bartelle, OT	3rd
1995	Brian Klingerman	1st
1994	Mark LaFeir, TE,	2nd
	Brian Klingerman, WR	3rd
1993	Dave Cecchini, WR	1st
	Craig Melograno, P	3rd
1992	Jason Cristino, WR	2nd
1991	Horace Hamm, WR	2nd
1989	Rob Varano, TE	2nd
1987	Joe Uliana, OG	HM
1986	Joe Uliana, OG	HM
	Mike Kosko, DT	HM
1985	Rennie Benn, WR	HM
	Marty Horn, QB	HM
1984	Wes Walton, DT	2nd
	Rennie Benn, WR	2nd
	Dave Whitehead, C	HM
1983	Rennie Benn, WR	HM
	Wes Walton, DT	3rd
	Marty Horn, QB	HM
1980	Mark Yeager, WR	3rd
1979	Dave Melone, OT	1st
	Jim McCormick, LB	2nd
1977	Steve Kreider, WR	1st
	Mike Rieker, QB	3rd
1976	Mark Orcutt, OT	2nd
1975	Rod Gardner, RB	2nd
1973	Kim McQuilken, QB	1st
	Bill Schlegel, TE	2nd
	Dan Mulholland, OT	HM
	Roger McFillin, LB	HM
1972	Kim McQuilken, QB	3rd
1971	John Hill, C	1st
1959	Walt Meincke, T	1st
1950	Dick Doyne, RB	1st
	Bill Ciarvino, G/LB	1st
1949	Dick Gabriel, RB	1st
	Robert Numbers, C	1st

KODAK/AFCA ALL-AMERICANS

Year	Name, Position	Team
2011	Ryan Spadola, WR	AFCA
2004	Adam Bergen, TE	AFCA
2001	Josh Snyder, WR	AFCA
2000	Brian McDonald, OL	AFCA
1999	Ian Eason, LB	AFCA
1998	Nick Martucci, DE	AFCA
1996	Ben Talbot, P	AFCA

1993	Dave Cecchini, WR	Kodak
1990	Keith Petzold, OG	Kodak
1985	Rennie Benn, WR	Kodak
1983	John Shigo, LB	Kodak
1980	Bruce Rarig, LB	Kodak
1979	Dave Melone, OT	Kodak
	Jim McCormick, LB	Kodak
1977	Mike Rieker, QB	Kodak
1975	Joe Sterrett, QB	Kodak
1973	Kim McQuilken, QB	Kodak

SPORTS NETWORK

ALL-AMERICANS (since 1988)

Year	Name, Position	Team
2013	Lee Kurfis, WR	1st
2011	Ryan Spadola, WR	1st
	Chris Lum, QB	2nd
	Jim Liebler, OL	3rd
2010	Jarard Cribbs, DB	1st
	Will Rackley, OL	3rd
	Ryan Spadola, WR	3rd
2009	Matt Cohen, LB	1st
2008	Tim Diamond, LB	HM
	Brian Jackson, DL	HM
	Jason Leo, P	HM
2007	Brian Jackson, DL	2nd
	Kyle Adams, DL	HM
	Tim Diamond, LB	HM
	Jason Leo, P/K	HM
	John Reese, OL	HM
2004	Adam Bergen, TE	1st
	Tom Alfsen, DE	3rd
2003	Adam Bergen, TE	1st
2001	Abdul Byron, DB	1st
2000	Abdul Byron, DB	3rd
1999	Ronald Jean, RB	3rd
	Ian Eason, LB	3rd
1995	Brian Klingerman, WR	3rd
1993	Dave Cecchini, WR	1st
	Craig Melograno, P	2nd
1992	Jason Cristino, WR	2nd
1991	Horace Hamm, WR	1st
	Mike Moriarty, OL	2nd
	Glenn Kempa, QB	HM
1990	Keith Petzold, OG	HM
1989	Rob Varano, WR	2nd
1988	Kent Weaver, OT	HM

COLLEGE SPORTING NEWS

Year	Name, Position	Team
2011	Chris Lum, QB	1st
	Ryan Spadola, WR	1st
2010	Will Rackley, OL	1st
2009	Matt Cohen, LB	1st
2008	Quadir Cater, DB	HM

WALTER CAMP ALL-AMERICAN

Year	Name, Position	Team
2009	Matt Cohen	1st

CSTV ALL-AMERICAN

Year	Name, Position	Team
2003	Adam Bergen, TE	1st

HM - Honorable Mention

ECAC ALL-STARS (since 1982)

Year	Name, Position	Team
2013	Lee Kurfis, WR	1st
2012	Billy Boyko, LB	1st
	Sajjad Chagani, DL	1st
	Mike Vuono, OL	1st
2011	Chris Lum, QB	1st
	Troy McKenna, OL	1st
	Ryan Spadola, WR	1st
	Jake Drwal, WR	2nd
	Mike Groome, LB	2nd
	Jim Liebler, OL	2nd
	Mike Vuono, OL	2nd
2010	Jarard Cribbs, CB	1st
	Mike Groome, LB	1st
	Will Rackley, OL	1st
	Ryan Spadola, WR	1st
2009	Matt Cohen, LB	1st
	BJ Benning, DL	1st
2004	Tom Alfsen, DE	1st
	Adam Bergen, TE	1st
	Justin Terry, OL	HM
2003	Adam Bergen, TE	HM
2002	Jeff Santacroce, OL	1st
2001	Abdul Byron, DB	1st
	Jeff Santacroce, OL	1st
2000	Brian McDonald, OL	1st
	James Young, LB	1st
1999	Ronald Jean, RB	1st
	Phil Stambaugh, QB	2nd
1998	Ian Eason, LB	1st
	Nick Martucci, DE	1st
	Sam Brinley, DB	2nd
	Phil Stambaugh	2nd
1997	Rabih Abdullah, RB	2nd
	Ben Talbott, P	2nd
1996	David Sunderland, DL	2nd
1995	Rabih Abdullah, RB	2nd
	Brian Klingerman, WR	2nd
	Mark Miller, DB	2nd
1994	Brian Klingerman, WR	2nd
	Mark LaFeir, TE	2nd
	Ray Powers, OL	2nd
1993	Dave Cecchini, WR	1st
	Craig Melograno, P	1st
1992	Jason Cristino, WR	1st
1991	Horace Hamm, WR	1st
	Glenn Kempa, QB	2nd
1990	Horace Hamm, WR	1st
	Keith Petzold, OT	2nd
1989	Rob Varano, WR	1st
	Mike Hendricks, OL	2nd
1987	Aaron Frantz, OL	2nd
1986	Joe Uliana, OL	2nd
1985	Rennie Benn, WR	1st
1983	John Shigo, LB	1st
1982	John Shigo, LB	1st

ECAC OFFENSIVE PLAYER OF THE YEAR

Chris Lum, QB	2011
---------------	------

WALTER PAYTON AWARD FINALIST

Chris Lum, QB (2nd)	2011
---------------------	------

PATRIOT LEAGUE HONORS AND AWARDS

ALL-PATRIOT LEAGUE TEAMS

Name, Position	Year	Team
Rabih Abdullah, RB	1994; 95, 97	2nd, 1st
Kyle Adams, DL	2007	2nd
Tom Alfsen, DL	2004	1st
Brett Almassy, DL	1993	2nd
Bryan Andrews, DB	2011	2nd
Matt Andrews, DB	2000	2nd
Bryant Appling, LB	1998-99, 00	2nd,1st
Larry Arico, RB	1991	2nd
Julian Austin, DB	2006	1st
Bob Aylsworth, QB	1994-95	1st
John Babb, OL	2000	1st
Brian Baker, RB	1996	2nd
Steve Banco, P	1987	1st
Zach Barket, RB	2011	1st
Brian Bartelle, OL	1995-96	1st
Kevin Bayani, OL	2008	2nd
Brandon Bialkowski, QB	2013	2nd
Tom Bianchi, DL	2012	1st
Neal Boozer-Gallman, DB	2004	2nd
Billy Boyko, LB	2012	1st
BJ Benning, DL	2008-09	1st
Adam Bergen, TE	2003-04	1st
Rich Bodnar, WR	1998	1st
Mark Borda, QB	2004	2nd
Deron Braswell, WR	1996,97-98	2nd,1st
Sam Brinley, DB	1998	1st
John Bryner, OL	2002	2nd
Abdul Byron, DB	2000-01	1st
Jay Campbell, RB	2009,10	2nd,1st
Kaloma Cardwell, DB	2004,05	2nd,1st
Quadir Carter, DB	2008	1st
Vance Cassell, TE	1989	1st
Dave Cecchini, WR	1993	1st
Sajjad Chagani, NG	2011,12	2nd,1st
Adam Ciperski, DB	1992	2nd
Rich Clark, WR	1991	2nd
Tom Clark, DB	1991	1st
Ricky Clerge, OG	2009,10	2nd,1st
Matt Cohen, LB	2007,08-09	2nd,1st
Mike Colvin, QB	2012	2nd
Jarard Cribbs, DB	2008, 09-10	2nd,1st
Jason Cristino, WR	1992	1st
Tom Cunningham, OL	1990	1st
Ned Daryoush, OL	2012, 13	2nd,1st
Saundrell Davis, DB	1998	1st
Tim Diamond, LB	2007-08	1st
Tim Divers, P	2013	1st
Matt Douglas, PK	2003	1st
Jake Drwal, WR	2010, 2011	2nd,1st
Ian Eason, LB	1996-97,98-99	2nd,1st
Lance Eckenrode, LB	1995	2nd
Casey Eldemire, CB	2010	2nd
Michael Emory, DL	2000	2nd
Chuck Endicott, OL	1992	1st
Brian Endler, WR	2000	1st
Paul Fabre, DL	2006	1st
Kody Fedorcha, WR	1999	1st
Ben Flizack, DL	2010, 2011	2nd, 1st
Karrie Ford, DB	2004	1st
Anthony Fossati, FB	2009	1st
Don Gormsen, OL	1994	1st
Dustin Grande, TE	2000	1st
Anthony Graziani	2004-05	1st
Mike Gregorek, DL	2002-03	1st

Mike Groome, LB	2010-11	1st
Oscar Guerrero, OL	2003	1st
Jamel Haggins, TE	2011	1st
Brant Hall, QB	2000-01	1st
Bill Hahner, OL	1993	2nd
Horace Hamm, WR	1990,91	1st,2nd
Jay Heibel, P	1998, 01; 99	1st, 2nd
Mike Hendricks, WR	1989	1st
Chris Hite, LB	1988	1st
Calvin Hobbs, OL	1992	2nd
Brian Jackson, DL	2007-08	1st
Ronald Jean, RB	1998-99	1st
Kevin Jefferson, LB	1991-92	2nd
Gabe Johnson, DB	2012	1st
Jarrold Johnson, OL	1989,90	2nd, 1st
Ken Joseph, OL	1991	1st
Mike Kadow, OL`	1997	2nd
Kyle Keating, P	2004	1st
Jim Kehs, OL	2006-07	2nd
Brian Kelley, PK	2001	1st
Glenn Kempa, QB	1991	2nd
John Kennedy, RS	2007,09; 10	2nd, 1st
John Kennedy, DB	2009-10	2nd
Brian Klingerman, WR	1994-95	1st
Andrew Knapp, DE	2010-11	2nd
Andy Kosko, DL	1988-89	1st
Mike Kosko, DL	1986	1st
Lee Kurfis, WR	2013	1st
Mark LaFeir, TE	1993, 94	2nd, 1st
Sam Lawler, DL	1994	2nd
Tristan Lawrence, DL	2004	1st
Jason Leo, K	2006	1st
Jason Leo, P	2005, 07; 08	2nd, 1st
James Liebler, OL	2010, 2011	2nd, 1st
Matt Lippincott, OL	2013	2nd
Mark Lookenbill, RB	1991	2nd
Sam Loughery, LB	2012	2nd
Steve Ludwig, OL	1998-99	1st
Chris Lum, QB	2010-11	1st
Jason Mack, DB	1993-94	1st
Landon Maggs, TE	2006	1st
Nick Martucci, DL	1997-98	1st
Curtis May, DB	1996	2nd
Brian McDonald, OL	1999-00	2nd, 1st
Roman McDonald, DB	1995	2nd
Tom McGeoy, LB	2002-03	1st
Troy McKenna, OL	2011	1st
Craig Melograno, P	1992, 93	2nd, 1st
Brian Meneccola, PK	1996	1st
Mark Miller, DB	1996	1st
Randy Miller, TE	1986	1st
Matt Mohler, LB	2006	2nd
Ernest Moore, DB	2006-07	2nd
Royce Morgan, DL	2003, 05-06	2nd, 1st
Mike Moriarty, DL	1991	2nd
Jason Morrell, OL	2004	1st
Theo Moss, DL	2001	1st
Caleb Moyer, OL	1997	2nd
Nigel Muhammad, LB	2012-13	2nd
Justin Musiek, PK	2005	2nd
Andrew Nelson, DB	2004,05	2nd,1st
Tim Newton, DL	2013	1st
Billy O'Brien, DB	2011, 12	2nd,1st
Rich Owens, DL	1994	2nd
Pater Pawlenko, DL	1987	1st

Bruce Peltzer, TE	1999	2nd
David Petett, DL	2000	1st
Jim Petrucelli, OL	2006	1st
Keith Petzold, OL	1990	1st
Lee Picariello, LB	1990, 91	1st, 2nd
Al Pierce, LB	2010	1st
Ken Pitter, DB	2002	1st
Ray Powers, OL	1993-94	1st
Jermaine Pugh, RB	2002	2nd
Will Rackley, OL	2008-10	1st
Eric Rakus, DL	2006	1st
Eric Rath, RB	2004-05	2nd, 1st
John Reese, OL	2005, 06-07	2nd, 1st
Tanner Rivas, LB	2010	2nd
Tahir Rivers, DB	1996	2nd
Dave Rosen, DL	1990	2nd
Matt Salvaterra, DB	2001-02	2nd
Jeff Santacroce, OL	2001-02	1st
Keith Schauder, OL	2011	2nd
Adam Selmasska, OL	2004, 05	2nd, 1st
Scott Semptimpfelter, QB	1993	1st
Keith Sherman, RB	2013	1st
Antraveous Slaton, DL	1998	2nd
Alex Smith, P	2010	2nd
Roobhenn Smith, DL	1999,00	2nd,1st
Josh Snyder, WR	2001	1st
Ryan Spadola, WR	2010-12	1st
Phil Stambaugh, QB	1997-98	2nd, 1st
Ryan Sullivan, OL	1999	2nd
David Sunderland, LB	1995,96	2nd,1st
Jaron Taaffe, PK	1998-99	1st
Mike Taggart, LB	2002,03	2nd,1st
Ben Talbott, P	1995-96	1st
Troy Taylor, LB	2009	2nd
Justin Terry, OL	2003,04	2nd,1st
Brannan Thomas, DB	2006-07	1st
Marques Thompson, RB	2006	2nd
Sedale Threatt, QB	2006	1st
John Timko, OL	2000	2nd
Erick Torain, RB	1989, 90	2nd, 1st
Tom Toth, OL	2005	1st
Joe Uliana, OL	1986	1st
Rob Varano, WR	1989	1st
John Veniero, DB	2010	2nd
Mike Vuono, OL	2011-12	1st
Gerran Walker, WR	2004,05	2nd,1st
Tyler Ward, DB	2013	1st
Kent Weaver, OL	1988	1st
Mark Wickware, TE/HB	2011	1st
Lawrence Williams, DB	2002-03	2nd, 1st
Gregg Wolfson, DB	1988	1st
Doug Yates, OL	1995-96	1st
James Young, LB	1999,00	2nd,1st

PLAYER OF THE YEAR

Scott Semptimpfelter, QB	1993
Bob Aylsworth, QB	1995
Phil Stambaugh, QB	1998

OFFENSIVE PLAYER OF THE YEAR

Horace Hamm, WR	1990,91
Brian Klingerman, WR	1995
Ronald Jean, RB	1999
Josh Snyder, WR	2001
Chris Lum, QB	2011

DEFENSIVE PLAYER OF THE YEAR

Nick Martucci, DL	1998
Ian Eason, LB	1999
Abdul Byron, DB	2001
Matt Cohen, LB	2009

SPECIAL TEAMS PLAYER OF THE YEAR

Jason Leo, K	2006
--------------	------

ROOKIE OF THE YEAR

Mark McGowan, QB	1986
------------------	------

COACH OF THE YEAR

Hank Small	1993
Kevin Higgins	1995, 98, 00
Pete Lembo	2001
Andy Coen	2010

ACADEMIC AWARDS

PATRIOT LEAGUE

SCHOLAR-ATHLETE OF THE YEAR

Rob Varano	1989
Shon Harker	1990
Nick Martucci	1998
Matt Salvaterra	2002

ACADEMIC ALL-PATRIOT LEAGUE

Zach Barket	2011, 2012
Tom Randazza	2010
Noah Robb	2013
Tanner Rivas	2010, 2011
Ryan Spadola	2011, 2012

ACADEMIC ALL-AMERICANS

CoSIDA

2012	Zach Barket (2nd team)
1998	Nick Martucci (2nd team)
1994	Jason Mack (2nd team)
1991	Rich Clark
1990	Shon Harker

ATHLETIC DIRECTORS ASSOCIATION

2012	Zach Barket
2011	Zach Barket
2002	Matt Salvaterra
2000	Matt Andrews

NFF HAMPSHIRE HONOR SOCIETY

2013	Sergio Fernandez-Soto
2013	Kyle Lechner
2012	Zach Barket
2012	Ryan Spadola
2010	Tom Randazza
2009	Frank Giacalone
2008	Brendan VanAckeren

GOODMAN STADIUM FIRSTS

Game: Lehigh 27, Cornell 14 (October 1, 1988)
Attendance: 13,501
Play: 19-yard kickoff return by Frank Monago of Cornell
Scrimmage Play: three-yard run by Scott Malaga of Cornell
Lehigh Play: two-yard run by Lee Blum
Completed Pass: Mark McGowan (Lehigh) to Lee Blum for three yard gain
Touchdown: Scott Malaga of Cornell, one yard run in second quarter
Lehigh Touchdown: Erick Torain, four yard run in second quarter
Two-point conversion: Erick Torain, rush, fourth quarter
Field Goal: Erik Bird, Lehigh, 37-yards vs. Colgate (10/8/88)
Safety: Lehigh vs. Massachusetts (9/16/89)

GOODMAN STADIUM RECORDS

RUSHING

Attempts: 45 - Tom Costello (Lafayette) 11/18/89
Net Yards: 278 - Jerry Azumah (New Hampshire) 9/30/95
Longest: 85 yards - Jerome Bledsoe (Massachusetts) 9/16/89
Touchdowns: 5 - Rabih Abdullah (Lehigh) vs. Cornell 10/21/95

PASSING

Attempts: 76 - Joe Lee (Towson) 10/30/99
Completions: 47 - Joe Lee (Towson) 10/30/99
Net Yards: 567 - Joe Lee (Towson) 10/30/99
Longest: 86 yards - Luke Ciannello to Muke Sutton (Lehigh) vs. Hofstra 12/1/01
Touchdowns: 6 - Chris Lum vs. New Hampshire 9/10/11
 Mark Borda (Lehigh) vs. Monmouth 9/3/05
 Scott Semptimpfelter (Lehigh) vs. Lafayette 11/20/93
Interceptions: 4 - Nick Shafnisky (Lehigh) vs. Bucknell 10/11/14
 Chris Lum (Lehigh) vs. Harvard 10/3/09
 Todd Brunner (Lehigh) vs. Massachusetts 9/16/89
 Dan Madine (Fordham) 9/14/96

RECEIVING

Receptions: 14 - Rob Varano (Lehigh) vs. Northeastern 10/21/89
Net Yards: 246 - Will Carter (Bucknell) 10/11/14
Touchdowns: 4 - Josh Snyder (Lehigh) vs. Cent. Conn. St. 9/29/01

PUNTING

Longest Return: 85 yards - Pete Sczerbinski (Lehigh) vs. Columbia 10/29/88 and Jermaine Pugh (Lehigh) vs. Lafayette 11/17/01
Longest Punt: 75 yards - Jason Leo (Lehigh) vs. Bucknell 11/15/08

KICKING

Longest Kick Return: 92 yards - John Kennedy (Lehigh) vs. Central Connecticut State 9/5/09
Longest Field Goal: 50 yards - Matt Pollard (Columbia) 10/29/88

TEAM


Most Points, Game: 69 - Lehigh vs. Georgetown 9/7/02
Combined Points: 95 - Lehigh 51, Cent. Conn. St. 44 (2 OT), 9/7/13
Points, Half: 51, 1st - Lehigh vs. Central Connecticut St. 9/29/01
Points, Quarter: 30, 2nd - Lehigh vs. C. Connecticut St. 9/29/01
Net Yards Rushing: 381 - New Hampshire vs. Lehigh 9/30/95
Net Yards Passing: 587 - Towson vs. Lehigh 10/30/99
Net Yards Total Offense: 654 - Lehigh vs. William & Mary 11/2/91
Highest Attendance: 19,110 - Lehigh vs. Lafayette 11/23/91

LEHIGH IN THE NCAA PLAYOFFS


Lehigh is 9-11 overall in the NCAA Playoffs and 6-9 at the FCS (formerly Division I-AA) level.

Year	Opponent	Result	Division
1973	at Western Kentucky	L, 26-16	Div. II
1975	#New Hampshire	L, 35-21	Div. II
1977	at Massachusetts	W, 30-23	Div. II
	at UC Davis	W, 39-30	
	* vs. Jacksonville St.	W, 33-0	
1979	at Murray State	W, 27-9	Div. I-AA
	**vs. Eastern Kentucky	L, 30-7	
1980	#Eastern Kentucky	L, 23-20	Div. I-AA
1998	at Richmond	W, 24-23	Div. I-AA
	at Massachusetts	L, 27-21	
1999	at Hofstra	L, 27-15	Div. I-AA
2000	at Western Illinois	W, 37-7	Div. I-AA
	at Delaware	L, 47-22	Div. I-AA
2001	^Hofstra	W, 27-24 (ot)	Div. I-AA
	at Furman	L, 34-17	
2004	^James Madison	L, 14-13	Div. I-AA
2010	at Northern Iowa	W, 14-7	Div. I-FCS
	at Delaware	L, 42-20	Div. I-FCS
2011	at Towson	W, 40-38	Div. I FCS
	at North Dakota State	L, 24-0	Div. I FCS

* Pioneer Bowl (Wichita Falls, Texas)
 ** National Championship (Orlando, Fla.)
 # Game played at Taylor Stadium
 ^ Game played at Goodman Stadium



1977 National Champions



Lehigh's 1961 Lambert Cup Winners

ECAC TEAM OF THE YEAR

Divison I FCS (Formerly I-AA)

2013	Towson
2012	Stony Brook
2011	Lehigh
2010	Delaware
2009	Villanova
2008	James Madison
2007	Delaware
2006	Massachusetts
2005	New Hampshire
2004	James Madison
2003	Delaware
2002	Villanova
2001	Lehigh
2000	Delaware
1999	Hofstra
1998	Massachusetts
1997	Villanova
1996	William and Mary
1995	Delaware
1994	New Hampshire
1993	Boston University
1992	Delaware
1991	East Carolina
1990	William and Mary
1989	Holy Cross

1988	Pennsylvania
1987	Holy Cross
1986	Holy Cross/ Pennsylvania
1985	Rhode Island
1984	Rhode Island
1983	Holy Cross
1982	Delaware
1981	Delaware
1980	Lehigh
1979	Lehigh/ Boston University
1978	Massachusetts
1979	Delaware
1978	Delaware
Division II	
1977	Lehigh
1976	Delaware
1975	New Hampshire
1974	Delaware

LAMBERT CUP WINNERS

Division I FCS (Formerly I-AA)

2013	Towson
2012	Stony Brook
2011	Lehigh
2010	Delaware
2009	Villanova
2008	Richmond
2007	Delaware
2006	Massachusetts
2005	New Hampshire
2004	James Madison
2003	Delaware
2002	Villanova
2001	Lehigh
2000	Delaware
1999	Hofstra
1998	Massachusetts
1997	Delaware
1996	William and Mary
1995	Delaware
1994	James Madison
1993	Boston University
1992	Villanova
1991	Delaware
1990	William and Mary
1989	Holy Cross
1988	Holy Cross
1987	Holy Cross

1986	Holy Cross
1985	Rhode Island
1984	Rhode Island
1983	Holy Cross
1982	Delaware
1981	Shippensburg
1980	Lehigh
1979	Delaware
1978	Massachusetts
Division II	
1977	Lehigh
1976	Delaware
1975	Lehigh
1974	Delaware
1973	Lehigh/Delaware
1972	Delaware
1971	Delaware
1970	Delaware
1969	Delaware/Wesleyan
1968	Delaware
1967	West Chester
1966	Gettysburg
1965	Maine
1964	Bucknell
1963	Delaware
1962	Delaware
1961	Lehigh
1960	Bucknell
1959	Delaware
1958	Buffalo
1957	Lehigh

LEHIGH HEAD COACHING LEGACY

Coaches (26)	Yrs.	Games	Won	Lost	Tied	Pct.
Informal coaches, 1884-1891	8	74	40	29	5	.574
J.A. Harwell, 1892	1	9	3	6	0	.333
H.S. Graves, 1893	1	10	7	3	0	.700
W.W. Heffelfinger, 1894	1	14	6	8	0	.429
L.T. Bliss, 1895	1	8	3	5	0	.375
L.N. Morris, 1896	1	7	2	5	0	.286
S.M. Hammond, 1897	1	10	3	7	0	.300
H. Thompson, 1898-1899	2	21	5	15	1	.262
Walter Okeson, 1900	1	10	4	6	0	.400
J.W.H. Pollard, 1901	1	12	1	11	0	.083
S.B. Newton, 1902-1905	4	45	23	20	2	.533
Byron Dixon, 1906-1909	4	36	19	13	4	.583
Howard (Bosey) Reiter, 1910-1911	2	20	7	11	2	.400
Tom Keady, 1912-1920	9	80	55	22	3	.688
Frank Glick, 1921	1	8	4	4	0	.500
Jim Baldwin, 1922-1924	3	26	13	8	5	.596
Percy Wendell, 1925-1927	3	27	5	20	2	.222
Austin Tate, 1928-1933	6	54	18	33	3	.361
Glen Harmeson, 1934-1941	8	70	23	42	5	.364
George Hoban, 1942	1	8	5	2	1	.688
Leo Prendergast, 1943-1945	3	18	2	15	1	.139
Bill Leckonby, 1946-1961	16	143	85	53	5	.612
Mike Cooley, 1962-1964	3	27	5	21	1	.204
Fred Dunlap, 1965-1975	11	113	49	62	2	.442
John Whitehead, 1976-1985	10	115	75	38	2	.661
Hank Small, 1986-1993	8	88	47	40	1	.539
Kevin Higgins, 1994-2000	7	82	56	25	1	.689
Pete Lembo, 2001-2005	5	58	44	14	0	.759
Andy Coen, 2006-present	8+	102	62	40	0	.608
Totals	130+	1295	671	578	46	.536

LEHIGH FOOTBALL CAPTAINS

1883 J.S. Robeson	1922 A.C. Cusick	1957 Dan Nolan	1979 Eric Yaszemski	Brian Klingerman	2006 Julian Austin
1884 F.S. Smith	1923 W. Springsteen	Pete Williams	Rich Andres	Roman McDonald	John Reese
1885 F.S. Smith	1924 W.C. Greer	1958 Charles Burger	Jim McCormick	1996 Brian Bartelle	Sedale Threatt
1886 W.R. Pierce	1925 H.E. Merrill	1959 Edward Murphy	1980 Mike Crowe	Lance Eckenrode	2007 Ernest Moore
1887 C.W. Corbin	1926 I.W. Littell	Alfred Richmond	Mike Yeager	Mark Miller	John Reese
1888 C. Walker	1927 T.F. Burke	1960 William Jones	1981 Larry Michalski	Doug Yates	Sedale Threatt
1889 none elected	1928 J. Kirkpatrick	1961 Michael Semcheski	Joe Macellara	1997 Rabi Abdullah	Brannan Thomas
1890 Delevan Emery	1929 Winton Miller	1962 Patrick Clark	1982 John Ashler	Caleb Moyer	2008 Kevin Bayani
1891 none elected	1930 J.F. McLernon	Charles Gibson	Ed Godbolt	Nate Kmiecik	Tim Diamond
1892 M. McClung	1931 A.T. Ware	1963 Jake LaMotta	Jack Meyers	1998 Deron Braswell	Matt McGowan
1893 G. Ordway	1932 Charles Halsted	1964 Charles Ortlam	1983 John Shigo	Nick Martucci	Brendan VanAckeren
1894 C.E. Trafton	1933 P.E. Short	Joe Weiss	Lance Williams	Jonathan Stiegler	2009 BJ Benning
1895 C.E. Trafton	1934 Harold Ock	1965 Robert Draucher	1984 Mike Ellow	Sam Brinley	Matt Cohen
1896 F.H. Gunsolus	1935 Howell Scobey, Jr.	Robert Yeich	Doug Ertz	1999 Ian Eason	2010 Al Pierce
1897 F.H. Gunsolus	1936 Joseph Walton	1966 Dick Bauer	Tony Semler	Kevin Joseph	Will Rackley
1898 M. Chamberlain	1937 Frederick Bayer	Richard Pochman	Blair Talmadge	Brett Snyder	2011 Mike Groome
1899 M. Chamberlain	John Hoppock	1967 Rich Miller	1985 Marty Horn	Phil Stambaugh	Chris Lum
1900 F.B. Gearhart	1938 Marcus Wertz, Jr.	1968 Rick Laubach	Wes Walton	2000 Matt Andrews	Keith Schauder
1901 J.T. Fuller	1939 Alfred Cox	John Miller	1986 Mike Kosko	Bryant Appling	2012 Sajjad Chagani
1902 A.J. Farabaugh	1940 William Hauseman	1969 Mike Leib	Joe Uliana	Dustin Grande	Mike Colvin
1903 A.J. Farabaugh	1941 Henry Reuwer	Pete Tomaino	1987 Aaron Frantz	Brian McDonald	Billy O'Brien
1904 R.K. Waters	1942 Bernie Deehan	1970 Thad Jamula	Kevin Rife	2001 Brant Hall	Ryan Spadola
1905 P.H. Herman	1943 John Donahue	Geo Nicholson	1988 Rich Curtis	Matt Salvaterra	2013 Lee Kurfis
1906 F.E. Troutman	1944 Pete Kitson	1971 John Hill	Gregg Wolfson	Josh Snyder	Nigel Muhammad
1907 E.R. Olcott	1945 A. Granese	Gary Scheib	1989 Vance Cassell	Morris Taylor	Keith Sherman
1908 G.D. Spiers	C. Pearshall	1972 Tom Benfield	John Masonis	2002 Matt Salvaterra	Tyler Ward
1909 L.B. Treat	1946 Johnson	Brian Derwin	1990 Craig Domalewski	Jeff Santacroce	2014 Isaiah Campbell
1910 A.G. Black	1947 Bill Heck	1973 Kim McQuilken	Jarrold Johnson	2003 Mike Gregorek	Ned Daryoush
1911 C.R. Wylie, Jr.	Russ Jones	Roger McFillin	1991 Rich Clark	Tom McGeoy	Tim Newton
1912 V.J. Pazzetti, Jr.	1948 De Forrest Bast	1974 Jim Addonizio	Jarrold Johnson	Jermaine Pugh	Josh Parris
1913 G.P. Flick	1949 Bob Numbers	Joe Alleva	Glenn Kempa	Michael Taggart	
1914 G.W. Hoban	1950 Dick Gabriel	1975 Jerry Mullane	1992 Adam Ciperski	2004 Kaloma Cardwell	
1915 A.A. Tate	1951 John Bergman	Joe Sterrett	Jason Cristino	Karrie Ford	
1916 W.D. Maginnes	Richard Pradetto	1976 John Healy	1993 Lance Haynes	Jason Morrell	
1917 W.T. Halsted	1952 Bill Kitsos	Marc Orcutt	Dave Cecchini	Justin Terry	
1918 V. De Wysocki	1953 Thomas Gunn	1977 Greg Clark	1994 Don Gormsen	2005 Mark Borda	
1919 G. MacDonald	1954 Harry Stotz	Mike Rieker	Sam Lawler	Kaloma Cardwell	
1920 A. Herrington	1955 Bruno Pagnani	1978 Pete DeLuca	1995 Bob Aylsworth	Anthony Graziani	
1921 R.T. McCarthy	1956 Alex Maslowsky	Bill Bradley	D'Andre Dina	Adam Selmasska	



GAME RESULTS

LAFAYETTE LEADS 77-67-5

1884	Lafayette	50-0
1884	Lafayette	34-4
1885	Lafayette	6-0
1885	Tie	6-6
1886	Lafayette	12-0
1886	Lafayette	4-0
1887	Lehigh	10-4
1887	Lafayette	6-0
1888	Lehigh	6-4
1888	Lehigh	16-0
1889	Lehigh	16-10
1889	Tie	6-6
1890	Lehigh	30-0
1890	Lehigh	66-6
1891	Lehigh	22-4
1891	Lehigh	6-2
1891	Lehigh	16-2
1892	Lafayette	4-0
1892	Lehigh	15-6
1893	Lehigh	22-6
1893	Lehigh	10-0
1894	Lafayette	24-0
1894	Lehigh	11-8
1895	Lafayette	22-12
1895	Lafayette	14-6
1896	No Game	
1897	Lafayette	34-0
1897	Lafayette	22-0
1898	Lehigh	22-0
1898	Lafayette	11-5
1899	Lafayette	17-0
1899	Lafayette	35-0
1900	Lafayette	34-0
1900	Lafayette	18-0
1901	Lafayette	29-0
1901	Lafayette	41-0
1902	Lehigh	6-0
1903	Lehigh	12-6
1904	Lafayette	40-6
1905	Lafayette	53-0
1906	Lafayette	33-0
1907	Lafayette	22-5
1908	Lehigh	11-5
1909	Lafayette	21-0
1910	Lafayette	14-0
1911	Lafayette	11-0
1912	Lehigh	10-0
1913	Lehigh	7-0
1914	Lehigh	17-7
1915	Lafayette	35-6
1916	Lehigh	16-0
1917	Lehigh	78-0


1918	Lehigh	17-0
1919	Lafayette	10-6
1920	Lafayette	27-7
1921	Lafayette	28-6
1922	Lafayette	3-0
1923	Lafayette	13-3
1924	Lafayette	7-0
1925	Lafayette	14-0
1926	Lafayette	35-0
1927	Lafayette	43-0
1928	Lafayette	38-14
1929	Lehigh	13-12
1930	Lafayette	16-6
1931	Lafayette	13-7
1932	Lafayette	25-6
1933	Lafayette	54-12
1934	Lehigh	13-7
1935	Lehigh	48-0
1936	Lehigh	18-0
1937	Lafayette	6-0
1938	Lafayette	6-0
1939	Lafayette	29-13
1940	Lafayette	46-0
1941	Lafayette	47-7
1942	Tie	7-7
1943	Lafayette	39-7
1943	Lafayette	58-0
1944	Lafayette	44-0
1944	Lafayette	64-0
1945	Lafayette	7-0
1946	Lafayette	13-0
1947	Lafayette	7-0
1948	Lafayette	23-13
1949	Lafayette	21-12
1950	Lehigh	38-0
1951	Lehigh	32-0
1952	Lehigh	14-7
1953	Lafayette	33-13
1954	Lafayette	46-0
1955	Lafayette	35-6
1956	Lehigh	27-10
1957	Lehigh	26-13
1958	Tie	14-14
1959	Lafayette	28-6
1960	Lehigh	26-3
1961	Lehigh	17-14
1962	Lehigh	13-6
1963	Lehigh	15-8
1964	Tie	6-6
1965	Lehigh	20-14
1966	Lafayette	16-0
1967	Lafayette	6-0
1968	Lehigh	21-6
1969	Lehigh	36-19
1970	Lafayette	31-28
1971	Lehigh	48-19
1972	Lehigh	14-6
1973	Lehigh	45-13
1974	Lehigh	57-7
1975	Lehigh	40-14
1976	Lafayette	21-17
1977	Lehigh	35-17
1978	Lehigh	23-15
1979	Lehigh	24-3
1980	Lehigh	32-0
1981	Lafayette	10-3
1982	Lafayette	34-6

1983	Lehigh	22-14
1984	Lafayette	28-7
1985	Lehigh	24-19
1986	Lafayette	28-23
1987	Lehigh	17-10
1988	Lafayette	52-45
1989	Lafayette	36-21
1990	Lehigh	35-14
1991	Lehigh	36-18
1992	Lafayette	32-29
1993	Lehigh	39-14
1994	Lafayette	54-20
1995	Lehigh	37-30 (2ot)
1996	Lehigh	23-19
1997	Lehigh	43-31
1998	Lehigh	31-6
1999	Lehigh	14-12
2000	Lehigh	31-17
2001	Lehigh	41-6
2002	Lafayette	14-7
2003	Lehigh	30-10
2004	Lafayette	24-10
2005	Lafayette	23-19
2006	Lafayette	49-27
2007	Lafayette	21-17
2008	Lehigh	31-15
2009	Lehigh	27-21 (OT)
2010	Lehigh	20-13
2011	Lehigh	37-13
2012	Lehigh	38-21
2013	Lafayette	50-28



LEHIGH-LAFAYETTE MOST VALUABLE PLAYERS

- 1960 Al Richmond, RB, Lehigh
- 1961 Boyd Taylor, RB, Lehigh
- 1962 Walt King, QB, Lehigh
- 1963 Les Kish, QB, Lehigh
- 1964 George Hossenlopp, QB, Lafayette
- 1965 Hal Yeich, RB, Lehigh
- 1966 Rick Craw, RB, Lehigh
- 1967 Art Renfro, LB, Lehigh
- 1968 Jim Petrillo, RB, Lehigh
- 1969 Don Diorio, RB, Lehigh
- 1970 Rick Nowell, WR/PK, Lafayette
- 1971 Jack Rizzo, RB, Lehigh
- 1972 Kim McQuilken, QB, Lehigh
- 1973 Kim McQuilken, QB, Lehigh
- 1974 Joe Alleva, QB, Lehigh
- 1975 Joe Sterrett, QB, Lehigh
- 1976 Rod Gardner, RB, Lehigh
- Mark Jones, QB, Lafayette
- 1977 Mike Rieker, QB, Lehigh
- 1978 Steve Kreider, WR, Lehigh
- 1979 Joe Rabuck, RB, Lehigh
- 1980 Mike Crowe, DE, Lehigh
- 1981 Frank Novak, QB, Lafayette
- 1982 Jack Gatehouse, WR, Lafayette
- 1983 Marty Horn, QB, Lehigh
- 1984 Jim Johnson, QB, Lafayette
- 1985 Marty Horn, QB, Lehigh
- 1986 Bruce McIntyre, RB, Lafayette
- 1987 Mark McGowan, QB, Lehigh
- 1988 Tom Costello, RB, Lafayette
- 1989 Tom Costello, RB, Lafayette
- 1990 Erick Torain, RB, Lehigh
- 1991 Glenn Kempa, QB, Lehigh
- 1992 Erik Marsh, RB, Lafayette
- 1993 S. Semptimpelher, QB, Lehigh
- 1994 Erik Marsh, RB, Lafayette
- 1995 Brian Klingerman, WR, Lehigh
- 1996 Phil Stambaugh, QB, Lehigh
- 1997 Rabih Abdullah, RB, Lehigh
- 1998 Ronald Jean, RB, Lehigh
- 1999 Ronald Jean, RB, Lehigh
- 2000 Matt Salvaterra, DB, Lehigh
- 2001 Josh Snyder, WR, Lehigh
- 2002 Joe McCourt, RB, Lafayette
- 2003 Jermaine Pugh, RB, Lehigh
- 2004 Brad Maurer, QB, Lafayette
- 2005 Jonathan Hurt, RB, Lafayette
- 2006 Jonathan Hurt, RB, Lafayette
- Brad Maurer, QB, Lafayette
- 2007 Rob Curley, QB, Lafayette
- 2008 J.B. Clark, QB, Lehigh
- 2009 J.B. Clark, QB, Lehigh
- 2010 Al Pierce, LB, Lehigh
- 2011 Chris Lum, QB, Lehigh
- 2012 Mike Colvin, QB, Lehigh
- 2013 Drew Reed, QB, Lafayette



*1978 Most Valuable Player
Steve Kreider '79*



*2010 Most Valuable Player
Al Pierce '11*

LEHIGH TEAM AWARDS

Archibald Johnston Cup (Most Outstanding Player)

2013	Lee Kurfis
2012	Billy Boyko
2011	Chris Lum
2010	Al Pierce
2009	Matt Cohen
2008	Tim Diamond
2007	Tim Diamond
2006	Marques Thompson
2005	Anthony Graziani
2004	Justin Terry
2003	Tom McGeoy
2002	Jermaine Pugh
2001	Josh Snyder
2000	James Young
1999	Ian Eason
1998	Deron Braswell
1997	Rabih Abdullah
1996	Mark Miller
1995	Bob Aylsworth
1994	Bob Aylsworth
1993	Scott Semptimphelter
1992	Jason Cristino
1991	Horace Hamm
1990	Keith Petzold
1989	Rob Varano
1988	Mark McGowan
1987	Steve Banco
1986	Joe Uliana
1985	Marty Horn
1984	John Shigo
1981	Paul Anastasio
1980	Bruce Rarig
1979	Eric Yaszemski
1978	Steve Kreider
1977	Mike Rieker
1976	Gerard Gardner
1975	Joe Sterrett
1974	James Addonizio
1973	Kim McQuilken
1972	John Hill
1971	John Hill
1970	Thaddeus Jamula
1969	John Miller
1968	Art Renfro
1967	Art Renfro
1966	Harold Yeich
1965	Barry Shane
1964	Charles LaMatta, Jr.
1963	J. Patrick Clark
1962	Michael Semcheski
1961	Alfred Richmond
	Edward Murphy
1960	Walter Meineke
1959	William Bealtie
1958	J. Daniel Nolan
	Walter Pijawka
1957	Peter Johnson
1956	Bruno Pagnani
1955	Benjamin Wiley
1954	Ronald Westfall
1953	Walter Trillhaase
1952	Herbert Weiss
1951	Richard Gabriel
1950	Richard Doyne
1949	Bob Numbers
1948	Michael Murray
1947	Russell Jones
1946	Ralph Johnson
1945	Albert Granese
1944	Albert Granese
1943	Frank Majczan
1942	Claude Kurtz
1941	Emmett White

1940	Alfred Cox
1939	Marcus Wertz, Jr.
1938	Myron Sterngold
1937	Joseph Walton
1936	Howell Scobey
1935	William Stallings
1934	Thomas Greene
1933	Paul Short
1932	Allen Ware
1931	George Doering
1930	Charles Holsted
1929	William Miller
1928	Arthur Davidovitz
1927	Thomas Burke, Jr.
1926	Herbert Harmon
1925	Harvey Ness
1924	William Greer
1923	Walter Springsteen
1922	Arthur Cusick
1921	Paul Larkin
1920	Hyman Goldman
1919	Joseph Spagna
1918	G.M. Savaria
1917	Arthur Harrington
1916	William Maginness
1915	Stewart Shruggs
1914	William Cahall

Best Offensive Lineman

2013	Matt Lippincott
2012	Mike Vuono
2011	Troy McKenna
2010	Will Rackley
2009	Will Rackley
2008	Will Rackley
2007	Jimmy Kehs
2006	Jim PetrucCELLI
2005	Tom Toth
2004	Jason Morrell
2003	Justin Terry
2002	Jeff Santacroce
2001	Jeff Santacroce
2000	Brian McDonald
1999	Steve Ludwig
1998	Rich Bodnar
1997	Mike Kadow
1996	Brian Bartelle
1995	Brian Bartelle
1994	Ray Powers
1993	Ray Powers
1992	Chuck Endicott
1991	Ken Joseph
1990	Keith Petzold
1989	Mike Hendricks
	Jarrold Johnson
1988	Kent Weaver
1987	Aaron Frantz
1986	Joe Uliana

Best Linebacker

2013	Isaiah Campbell
2012	Sam Loughrey
2011	Mike Groome
2010	Mike Groome
2009	Matt Cohen
2008	Matt Cohen
2007	Matt Cohen
2006	Chris LaMont
2005	Matt Purdy
2004	Anthony Graziani
2003	Mike Taggart
2002	Mike Taggart
2001	Morris Taylor
2000	Bryant Appling
	James Young

1999	Ian Eason
1998	Ian Eason
1997	Ian Eason
1996	Lance Eckenrode
1995	Lance Eckenrode
1994	Lance Eckenrode
1993	Kevin Jefferson
1992	Mike Yadush
1991	Lee Picariello
1990	Lee Picariello
1989	Gary Karnish
1988	Chris Hite
1987	Kevin Rife

Barry Fetterman Award

2012	Billy O'Brien
	Tom Ruley
2011	Colin Newton
	Mark Wickware
2010	Jay Campbell
	John Veniero
2009	Frank Giacalone
2008	Adam Watson
	Sekou Yansane
2007	Joe Sutherland
2006	Greg Fay
	Pete Morelli
2005	Josh Cooney
	Adam Kovacs
2004	Karrie Ford
	Rob Sandie
2003	Chad Schwenk
2002	Ken Pitter
2001	Luke Ciannello
	Roy Mathis
2000	Antraveous Slaton
1999	Mike Ludwig
1998	R.J. Ryan

James P. McConlogue Award (All Football)

2013	Nigel Muhammad
2012	Ryan Spadola
2011	Jake Drwal
2010	Ricky Clerge
2009	Anthony Fossati
2008	Kevin Bayani
2007	John Reese
2006	Eric Rakus
2005	Eric Rath
2004	Adam Bergen
2003	Jermaine Pugh
2002	Matt Salvaterra
2001	Abdul Byron
2000	Bryant Appling
1999	Ronald Jean
1998	Sam Brinley
1997	Nate Kmieciak
1996	Lance Eckenrode
1995	Brian Klingerman
1994	Greg Amon
1993	Lance Haynes
1992	Mike Wetzell
1991	Lee Picariello
1990	Jeff Schult
1989	John Masonis
1988	Peter Pawlenko
1987	Kevin Rife
1986	Jeff Supp
1985	John Tamburo
1984	Jim Serratelli
1983	John Shigo
1982	Edward Godbolt
1981	Joseph Macellara
1980	James Evanko

1979	Paul Bruxelles
1978	Pete DeLuca
1977	Keith Frederick
1976	Thomas Stine
1975	Ron Ross
1974	Ron Ross
1973	Brian Derwin
1972	Thomas Shaughnessy
1971	George Nicholson
1970	Miles Belic
1969	Frank Cavagnors
1968	Frank Cavagnors

Best Defensive Lineman

2013	Tim Newton
2012	Sajjad Chagani
2011	Ben Flizack
2010	Andrew Knapp
2009	BJ Benning
2008	Brian Jackson
2007	Brian Jackson
2006	Paul Fabre
2005	Royce Morgan
2004	Tristan Lawrence
2003	Tyler Hart
2002	Joey Touzin
2001	Theo Moss
2000	Dave Petett
1999	Dan Guzevich
1998	Nick Martucci
1997	Nick Martucci
1996	David Sunderland
1995	David Sunderland
1994	Sam Lawler
1993	Bret Almassy
1992	Bret Almassy
1991	Brian Murphy
1990	Dave Rosen
1989	Andy Kosko
1988	Andy Kosko
1987	Chris Hite
1986	Mike Kosko

Best Special Teams Player

2013	Tim Divers
2012	Jake Peery
2011	Shane Ryan
2010	John Kennedy
2009	Mike Groome
2008	Jason Leo
2007	John Piascik
2006	Jason Leo
2005	Gerran Walker
	Greg Petrosky
2004	Kyle Keating
2003	Matt Douglas
2002	Trevor Micklos
2001	Jay Heibel
2000	Abdul Byron
1999	Jaron Taaffe
1998	Jaron Taaffe
1997	Tahron Person
1996	Ben Talbott
1995	Ben Talbott
1994	Jason Mack
1993	Brian Klingerman
1992	Ben Taylor
	Dave Cecchini
1991	Erik Bird
	Pete Sczerbinski
1990	Paul Dejesse
1989	Matt Heldberg
1988	Pete Sczerbinski
1987	Steve Banco
1986	Mike Beattie

LEHIGH TEAM AWARDS

Alexander Hahalis Award (Outstanding Lineman)

2013	Ned Daryoush
2012	Tom Bianchi
2011	Andrew Knapp
2010	Will Rackley
2009	BJ Benning
2008	Brian Jackson
2007	Jimmy Kehs
2006	John Reese
2005	Matt Purdy
2004	Tom Alfsen
2003	Oscar Guerrero
2002	Mike Gregorek
2001	Jeff Santacrose
2000	Brian McDonald
1999	Steve Ludwig
1998	Nick Martucci
1997	Mike Kadow
1996	David Sunderland
1995	Doug Yates
1994	Sam Lawler
1993	Ray Powers
1992	Calvin Hobbs
1991	Ken Joseph
1990	Tom Cunningham
1989	Mike Hendricks
1988	Kent Weaver
1987	Aaron Frantz
1986	Mike Kosko
1985	Dave Whitehead
1984	Clarence Walton
1983	John Meyers
1982	Mark Sitar
1981	Michael Crowe
1980	David Melone
1979	Eric Yaszemski
1978	James Schultze
1977	Mark Orcutt
1976	Mark Orcutt

Best Offensive Back

2013	Brandon Bialkowski
2012	Mike Colvin
2011	Zach Barket
2010	Chris Lum
2009	Jay Campbell
2008	JB Clark
2007	Sedale Threatt
2006	Sedale Threatt
2005	Mark Borda
	Greg Fay
2004	Mark Borda
	Eric Rath
2003	Dave Wilson
2002	Jermaine Pugh
2001	Brant Hall
2000	Brant Hall
1999	Brett Snyder
1998	Phil Stambaugh
1997	Rabih Abdullah
1996	Brian Baker
1995	Rabih Abdullah
1994	Jas. Mastropierro
1993	Mark Lookenbill
1992	S. Semptimphelter
1991	Glenn Kempa
1990	Erick Torain
1989	Todd Brunner
	Erick Torain
1988	Rick Curtis
1987	Lee Blum
1986	Lee Blum

Best Defensive Back

2013	Tyler Ward
2012	Bryan Andrews
2011	Jon Littlejohn
2010	Casey Eldemire
2009	Jarard Cribbs
2008	Quadir Carter
2007	Brannan Thomas
2006	Ernest Moore
2005	Andrew Nelson
2004	Neal Boozer-Gallman
2003	Lawrence Williams
2002	Lawrence Williams
2001	Abdul Byron
2000	Matt Andrews
1999	Matt Andrews
1998	Sam Brinley
1997	Sam Brinley
1996	Mark Miller
1995	Roman McDonald
1994	Michael Blunt
1993	Jason Mack
1992	Ben Taylor
1991	Tommy Clark
1990	Shon Harker
1989	John Masonis
1988	Gregg Wolfson
1987	Clifton Hubbard
1986	Terry Williams

John C. Whitehead Big LU Award (Leadership/Performance)

2013	Keith Sherman
2012	Mike Colvin
2011	Keith Schauder
2010	Jarard Cribbs
2009	Jesse Sanchez
2008	Matt McGowan
2007	Ernest Moore
2006	Julian Austin
2005	Owen Breininger
2004	Kaloma Cardwell
2003	Mike Gregorek
2002	Tom McGeoy
2001	Brant Hall
2000	Dustin Grande
1999	Phil Stambaugh
1998	Jonathan Stiegler
1997	Caleb Moyer
1996	Brian Bartelle
1995	Roman McDonald
1994	Don Gormsen
1993	Dave Cecchini
1992	Jason Cristino
1991	Glenn Kempa
1990	Jarrold Johnson
1989	Vance Cassell
1988	Gregg Wolfson
1987	Lee Blum
1986	Joe Uliana

Best Receiver

2013	Lee Kurfis
2012	Lee Kurfis
2011	Ryan Spadola
2010	Ryan Spadola
2009	Jake Drwal
2008	Mike Fitzgerald
2007	Sekou Yansane
2006	Frank Trovato
2005	Winfred Porter
	Kevin Zebloom
2004	Gerran Walker
2003	Adam Bergen
2002	Darin Henry

2001	Josh Snyder
2000	Brian Endler
1999	Kody Fedorcha
1998	Deron Braswell
1997	Deron Braswell
1996	Deron Braswell
1995	Brian Klingerman
1994	Mark LaFeir
1993	Dave Cecchini
1992	Jason Cristino
1991	John Gehrig
1990	Rob Varano
	Vance Cassell
1989	John Gorman
1988	John Gorman
1987	Award Not Given
1986	John Gorman

Nick Timko Engineer Effort Award

2013 O	- Brandon Short
	D - Brandon Leaks
2012 O	- Dan Brown
	D - Greg Palma
2011 O	- Matt Douglas
	D - Tashan Mitchell
2010 O	- Sergio Fernandez-Soto
	D - Nigel Muhammad
2009 O	- Marcus Dormevil
	D - Anthony Verdame
2008 O	- Chris Lum
	D - Devin Greene
2007 O	- Jay Campbell
	D - Troy Taylor
2006 O	- Franklin Johnson
	D - Femi Ajewole
2005 O	-Matt McGowan
	D - Brendan VanAckeren

2004 O	-Jimmy Kehs
	D - Laquan Gasaway
2003 O	- Jason Russell
	D -Nick Oakley
2002 O	- Aaron Argenta
	D - Kaloma Cardwell
2001 O	- Justin Terry
	D - Tom Alfsen
2000 O	- Dave Wilson
	D - Mike Gregorek
1999 O	- Derek Hewlett
	D - Morris Taylor
1998 O	- Avon Mack
	D - Derek Merrifield

Scholar-Athlete Award

2013	Cody Haupt
2012	Zach Barket
2011	Tanner Rivas
2010	Tom Randazza
2009	Brien Ruyak
2008	Brendan VanAckeren
2007	Pete Donchez
2006	Jason Russell
2005	Kaloma Cardwell
2004	Jon Guynes
2003	Dave Crockett
2002	JB Henderson
2001	Matt Salvaterra
2000	Matt Andrews
1999	Phil Anderson
1998	Brian Baker
1997	Nate Kniecjak
1996	Doug Yates
1995	Mike Swartz
1994	Jason Mack
1993	Jeffrey Schiller

LEHIGH FOOTBALL PLAYERS IN THE ROGER S. PENSKE/ LEHIGH ATHLETICS HALL OF FAME

Name	Class Of	Inducted
Richard "Rennie" Benn	1986	2004
William "Bill" Ciaravino	1951	2004
Alfred T. "Al" Cox	1940	2006
Richard F. "Dick" Doyne	1951	1998
Richard F. Gabriel	1951	1994
Gerard W. "Rod" Gardner	1977	1998
John S. Hill	1972	1992
William C. Hittinger	1944	1999
Marty Horn	1986	2000
J. Thomas Keady	Coach 1912-1920	1998
Steve Kreider	1979	1995
William B. Leckonby	Coach 1946-1961	1992
Francis C. "Frank" Majczan	1944	1996
James P. "Jim" McCormick	1980	2005
Kim McQuilken	1974	1995
Robert F. Naylor	1957	2011
J. Daniel Nolan	1958	1996
Robert W. "Bob" Numbers	1950	2005
Walter Okeson	1896	1999
Vincent J. "Pat" Pazzetti, Jr.	1915	1992
Philip Rauch	1933	1999
Bosey Reiter	Coach 1910-1911	1996
Mike Rieker	1978	1997
John "Jack" Rizzo	1972	2002
John M. Shigo	1984	2005
Paul Short	1934	2000
Philip M. "Phil" Stambaugh	2000	2010
Allen T. Ware	1932	1995
John C. Whitehead	Coach 1976-1985	1995
Llewellyn R. "Pete" Williams	1958	2008

SERIES RECORD VS. OPPONENTS (1884-2014)

Opponent	Series	First	Last	Opponent	Series	First	Last	Opponent	Series	First	Last
Albright	10-0	1903	1956	Manhattan	1-0	1903	1903	Williams	2-0	1897	1951
Albany	1-1	2004	2006	Marines	0-2	1918	1926	Wittenberg	0-2	1968	1969
Alfred	1-1	1923	1939	Maryland AC	2-0	1896	1898	William & Mary	1-8	1984	1992
Army	2-8-1	1893	1995	Massachusetts	3-3	1977	1998	Wofford	2-0	1998	2000
Baldwin-Wallace	1-1	1976	1977	Medico Chi.	2-0	1905	1907	W. Va. Wesleyan	1-0	1925	1925
Baltimore AC	1-0	1895	1895	Michigan	0-1	1896	1896	<i>Yale</i>	6-16	1890	2014
Boston Univ.	0-3-1	1937	1953	Millersville	2-0	1975	1981				
Brown	3-7	1896	1993	<i>Monmouth</i>	5-1	1999	2014				
<i>Bucknell</i>	44-31-3	1888	2014	Muhlenberg	28-13-1	1907	1954				
Buffalo	6-3-1	1901	2002	Murray State	1-0	1979	1979				
Cent. Conn. St.	3-1	2001	2013	Navy	6-15	1889	1987				
C.W. Post	6-0	1970	1979	Navy Yard	1-0	1918	1918				
UC Davis	1-0	1977	1977	Newark AC	0-1	1899	1899				
Carkuske	3-2	1894	1915	<i>New Hampshire</i>	3-12	1975	2014				
Carnegie Tech	14-1-2	1907	1954	North Carolina	2-0	1893	1894				
Case	5-4-1	1936	1950	North Dakota St.	0-1	2011	2011				
Catholic	1-0	1916	1916	Northeastern	7-3	1980	1992				
The Citadel	0-2	1968	1969	Northern Iowa	1-0	2010	2010				
<i>Colgate</i>	23-28-2	1922	2014	NY State	1-0	1919	1919				
College AC	1-0	1890	1890	NYU	8-7-1	1897	1952				
Columbia	12-5-1	1889	2013	Orange AC	0-3	1892	1895				
Connecticut	8-3	1945	2003	Penn State	6-16-1	1888	1942				
<i>Cornell</i>	10-14-2	1887	2014	Penn	13-42	1885	2003				
Dartmouth	5-2	1950	1999	Pittsburgh	0-2	1917	1919				
Davidson	11-4	1959	1988	Pittsburgh AC	1-0	1892	1892				
Delaware	16-30	1912	2010	PMC	7-0-1	1917	1942				
Dickinson	8-5-2	1886	1946	Princeton	16-39-2	1887	2013				
Drake	2-0	2008	2010	Rhode Island	2-3	1977	1985				
Drexel	7-3-1	1925	1971	Richmond	1-0	1998	1998				
Eastern Kentucky	0-2	1979	1980	Rochester	3-0	1919	1973				
East Stroudsburg	2-0	1982	1983	Rutgers	30-43-1	1884	1977				
F & M	8-2	1891	1949	Saint Mary's	2-0	1998	2003				
<i>Fordham</i>	23-4	1923	2014	Slippery Rock	2-0	1978	1979				
Furman	0-3	1965	2001	St. Francis (Pa.)	1-0	1922	1922				
Geo. Washington	1-0	1906	1906	St. John's	2-1-1	1926	1929				
Gallaudet	1-0	1905	1905	Stevens	3-1-2	1885	1910				
<i>Georgetown</i>	15-5	1901	2014	Stony Brook	1-0	2004	2004				
Gettysburg	25-17-4	1915	1977	Susquehanna	2-0	1903	1921				
Hamp.-Sydney	2-0	1940	1941	Swarthmore	11-5	1887	1927				
Hartwick	0-0-1	1941	1941	Syracuse	0-2	1904	1905				
Harvard	8-9	1928	2010	Temple	2-0	1955	1956				
Haverford	15-7	1884	1940	Towson	11-1	1986	2011				
Hofstra	6-2	1971	2001	Tufts	1-1	1959	1960				
<i>Holy Cross</i>	16-13-1	1924	2014	Union	1-0	1902	1902				
Homestead	0-1	1900	1900	Upsala	1-0	1935	1935				
Idaho	0-1	1993	1993	Ursinus	11-3-2	1903	1941				
Indiana (Pa.)	1-0	1985	1985	US 7th Infantry	1-0	1917	1917				
Ithaca	2-0	1967	1969	VMI	6-3-1	1955	2007				
Jacksonville St.	1-0	1977	1977	Vermont	2-0	1971	1972				
<i>James Madison</i>	1-2	1980	2014	Villanova	5-7	1903	2010				
Jefferson	1-0	1907	1907	Virginia	3-6	1889	1976				
Johns Hopkins	8-2	1889	1937	Western Illinois	1-0	2000	2000				
Kings Point	4-0	1946	1962	West. Kentucky	0-1	1973	1973				
Kutztown	1-0	1976	1976	West. Maryland	2-0	1910	1911				
<i>Lafayette</i>	67-77-5	1884	2013	Wash. & Jeff.	0-5	1905	1921				
Lebanon Valley	7-1	1909	1922	Western Reserve	2-0	1957	1958				
Liberty	3-0	2004	2012	Wesleyan	0-0-1	1889	1889				
Lowell Textile	1-0	1940	1940	West Chester	3-1	1978	1986				
Maine	6-2	1974	1982	West Virginia	1-2-1	1919	1944				

2014 Opponents **Bold** *Italicized*

SERIES RECORDS VS. 2014 OPPONENTS



BUCKNELL

LEHIGH LEADS 44-31-3

1888	Lehigh	74-0
1891	Lehigh	62-4
1897	Bucknell	28-20
1898	Tie	0-0
1899	Bucknell	5-0
1900	Lehigh	12-6
1901	Bucknell	10-0
1911	Bucknell	3-0
1922	Bucknell	14-0
1923	Tie	7-7
1926	Bucknell	27-0
1927	Bucknell	20-6
1928	Bucknell	40-0
1950	Lehigh	27-6
1951	Bucknell	47-7
1952	Bucknell	28-6
1953	Lehigh	20-6
1954	Bucknell	48-46
1955	Lehigh	27-20
1956	Lehigh	25-6
1957	Lehigh	27-0
1958	Lehigh	35-14
1959	Lehigh	14-0
1960	Bucknell	18-6
1961	Lehigh	12-7
1962	Bucknell	32-6
1963	Bucknell	34-12
1964	Bucknell	3-0
1965	Bucknell	41-0
1966	Bucknell	45-0
1967	Bucknell	14-13
1968	Bucknell	38-27
1969	Lehigh	7-3
1970	Bucknell	24-20
1971	Lehigh	23-0
1972	Lehigh	21-0
1973	Lehigh	42-15
1974	Lehigh	33-7
1975	Bucknell	32-25
1976	Bucknell	3-0
1977	Lehigh	47-13
1978	Bucknell	13-6
1979	Lehigh	14-13
1980	Lehigh	13-0
1981	Lehigh	18-0
1982	Lehigh	21-10
1983	Lehigh	40-15
1984	Lehigh	21-15
1985	Lehigh	19-0
1986	Lehigh	17-7
1987	Tie	21-21
1988	Bucknell	35-32
1989	Lehigh	52-6
1990	Bucknell	30-27
1991	Lehigh	41-13
1992	Lehigh	38-16
1993	Bucknell	32-27
1994	Bucknell	31-27
1995	Lehigh	30-23
1996	Bucknell	7-6
1997	Bucknell	21-14
1998	Lehigh	49-7

1999	Lehigh	48-27
2000	Lehigh	21-14
2001	Lehigh	21-14
2002	Lehigh	24-0
2003	Lehigh	45-9
2004	Lehigh	40-17
2005	Lehigh	42-10
2006	Lehigh	38-7
2007	Lehigh	38-10
2008	Lehigh	31-15
2009	Lehigh	35-16
2010	Lehigh	32-10
2011	Lehigh	30-6
2012	Lehigh	42-19
2013	Bucknell	48-10
2014	Bucknell	45-24



COLGATE

COLGATE LEADS 28-23-2

1922	Colgate	35-6
1960	Lehigh	39-22
1961	Lehigh	20-15
1962	Colgate	13-0
1963	Colgate	20-6
1964	Colgate	41-0
1966	Colgate	21-15
1967	Colgate	20-7
1968	Colgate	27-11
1969	Tie	14-14
1970	Colgate	21-12
1971	Colgate	30-21
1972	Colgate	42-34
1973	Lehigh	58-26
1974	Lehigh	33-12
1975	Lehigh	38-6
1978	Lehigh	38-7
1979	Colgate	10-3
1980	Tie	17-17
1981	Colgate	27-14
1982	Colgate	21-14
1983	Colgate	47-28
1984	Colgate	40-35
1985	Colgate	32-14
1986	Lehigh	41-39
1987	Lehigh	7-6
1988	Lehigh	24-19
1989	Colgate	46-30
1990	Lehigh	52-7
1991	Colgate	22-21
1992	Colgate	14-13
1993	Lehigh	36-32
1994	Lehigh	25-22
1995	Lehigh	20-9
1996	Colgate	30-23
1997	Colgate	61-28
1998	Lehigh	41-22
1999	Colgate	28-24
2000	Lehigh	20-14
2001	Lehigh	25-22
2002	Colgate	28-14
2003	Colgate	17-10
2004	Lehigh	21-14
2005	Lehigh	50-34
2006	Lehigh	23-15



FORDHAM

LEHIGH LEADS 23-4

1923	Lehigh	9-6
1989	Lehigh	42-7
1990	Lehigh	35-3
1991	Lehigh	32-7
1992	Lehigh	16-14
1993	Lehigh	24-6
1994	Lehigh	38-7
1995	Lehigh	17-0
1996	Lehigh	20-14
1997	Fordham	42-35 OT
1998	Lehigh	31-6
1999	Lehigh	49-7
2000	Lehigh	51-17
2001	Lehigh	31-21
2002	Lehigh	26-23 OT
2003	Lehigh	23-16
2004	Lehigh	21-14
2005	Lehigh	40-3
2006	Lehigh	45-14
2007	Fordham	28-18
2008	Lehigh	45-24
2009	Lehigh	35-28
2010	Lehigh	21-17
2011	Lehigh	34-12
2012	Lehigh	34-31
2013	Fordham	52-34
2014	Fordham	48-27



GEORGETOWN

LEHIGH LEADS 15-5

1901	Georgetown	22-0
1903	Lehigh	12-6
1910	Georgetown	6-3
1911	Georgetown	28-3
1917	Georgetown	17-6
1925	Georgetown	40-0
2001	Lehigh	41-14
2002	Lehigh	69-0
2003	Lehigh	45-24
2004	Lehigh	49-18
2005	Lehigh	46-14
2006	Lehigh	28-3
2007	Lehigh	45-0
2008	Lehigh	33-13
2009	Lehigh	28-0
2010	Lehigh	24-7
2011	Lehigh	34-12
2012	Lehigh	17-14
2013	Lehigh	45-24
2014	Lehigh	27-19



HOLY CROSS

LEHIGH LEADS 16-13-1

1924	Tie	3-3
1986	Holy Cross	17-14
1987	Holy Cross	63-6
1988	Holy Cross	48-24
1989	Holy Cross	55-16
1990	Holy Cross	34-22
1991	Holy Cross	43-42
1992	Holy Cross	28-25
1993	Lehigh	17-10
1994	Lehigh	29-13
1995	Lehigh	51-21
1996	Lehigh	20-10
1997	Holy Cross	20-14
1998	Lehigh	24-14
1999	Lehigh	62-8
2000	Lehigh	21-6
2001	Lehigh	47-14
2002	Lehigh	21-12
2003	Lehigh	38-20
2004	Lehigh	42-14
2005	Holy Cross	13-10
2006	Lehigh	28-14
2007	Holy Cross	59-10
2008	Holy Cross	35-21
2009	Holy Cross	24-20
2010	Lehigh	34-17
2011	Lehigh	14-7
2012	Lehigh	36-35
2013	Lehigh	34-20
2014	Holy Cross	27-20

**THE "WINNINGEST" TEAM
IN THE PATRIOT LEAGUE**

Patriot League School Records (since 1986)

	<u>LEAGUE</u>	<u>PL TITLES</u>
Lehigh	114-49-1	10 (2011)
Colgate	101-59-1	7 (2012)
Holy Cross	88-75	6 (2009)
Lafayette	87-75-1	7 (2013)
Bucknell	69-94-1	1 (1996)
Fordham	60-91	3 (2014)
Georgetown	15-69	0

PATRIOT LEAGUE ANNIVERSARY TEAMS

ALL-ANNIVERSARY TEAM (1986-2000)

Dave Cecchini, WR	1989-92
Ian Eason, LB	1996-99
Nick Martucci, DL	1995-98

25TH ANNIVERSARY TEAM (1986-2011)

Adam Bergen, TE	2001-04
Abdul Byron, DB	1998-01
Matt Cohen, LB	2006-09
Ian Eason, LB	1996-99
Nick Martucci, DL	1995-98
Will Rackley, OL	2007-10

2014 NON-LEAGUE OPPONENTS



JAMES MADISON

JMU LEADS 2-1

1980	Lehigh	34-14
2004	James Madison	14-13
2014	James Madison	31-28



NEW HAMPSHIRE

UNH LEADS 11-3

1975	New Hampshire	35-21
1979	Lehigh	16-3
1981	New Hampshire	13-12
1982	Lehigh	20-17
1983	New Hampshire	52-28
1984	New Hampshire	34-10
1985	New Hampshire	31-17
1992	New Hampshire	28-14
1994	New Hampshire	42-10
1995	New Hampshire	35-14
1996	New Hampshire	42-27
2010	New Hampshire	31-10
2011	New Hampshire	48-41 (OT)
2013	Lehigh	34-27
2014	New Hampshire	45-27



YALE

YALE LEADS 16-6

1890	Yale	26-0
1891	Yale	38-0
1894	Yale	34-0
1894	Yale	50-0
1913	Yale	37-0
1914	Yale	20-3
1915	Yale	7-6
1916	Yale	12-0
1942	Yale	33-6
1964	Yale	54-0
1976	Yale	21-6
1989	Yale	33-17
1994	Lehigh	36-32
1995	Lehigh	21-10
2002	Lehigh	14-7
2004	Lehigh	30-24
2005	Lehigh	28-21 (OT)
2006	Yale	26-20 (OT)
2007	Yale	23-7
2009	Yale	7-6
2011	Lehigh	37-7
2014	Yale	54-43



MONMOUTH

LEHIGH LEADS 5-1

1999	Lehigh	56-10
2005	Lehigh	54-26
2011	Lehigh	49-24
2012	Lehigh	27-21
2013	Lehigh	28-25
2014	Monmouth	28-21



CORNELL

CORNELL LEADS 14-9-2

1887	Lehigh	38-10
1888	Lehigh	4-0
1891	Cornell	24-0
1892	Cornell	76-0
1893	Lehigh	14-0
1894	Lehigh	6-4
1899	Cornell	6-0
1901	Cornell	30-0
1903	Tie	0-0
1904	Cornell	50-5
1947	Cornell	27-0
1955	Cornell	14-6
1959	Cornell	13-6
1963	Cornell	24-0
1965	Cornell	49-13
1970	Cornell	41-14
1973	Tie	7-7
1988	Lehigh	27-14
1992	Cornell	29-23
1993	Lehigh	35-13
1994	Cornell	21-17
1995	Lehigh	34-23
2000	Lehigh	35-16
2001	Lehigh	38-35
2008	Cornell	25-24
2014	Lehigh	31-14

YEAR-BY-YEAR RESULTS

1884 (0-4)
Lafayette L, 0-50
Rutgers L, 0-61
Lafayette L, 4-34
Haverford L, 12-36

1885 (1-5-1)
PennsylvaniaL, 0-54
Haverford L, 8-24
Lafayette L, 0-6
Stevens L, 4-20
Rutgers W, 10-5
PennsylvaniaL, 0-35
Lafayette T 6-6

1886 (4-2-2)
PennsylvaniaL, 4-26
Dickinson W, 26-0
Stevens T, 0-0
Lafayette L, 0-12
Stevens W, 14-0
PennsylvaniaW, 28-0
Haverford W, 18-4
Lafayette T, 0-0

1887 (4-3)
Swarthmore W, 24-0
Princeton L, 0-80
Dickinson W, 20-0
Lafayette W, 10-4
PennsylvaniaL, 4-6
Lafayette L, 0-6
Cornell W, 38-10

1888 (10-2)
Princeton L, 0-75
Swarthmore W, 12-8
Rutgers W, 30-0
Haverford W, 16-6
Swarthmore W, 50-0
Bucknell W, 74-0
PennsylvaniaL, 0-36
Penn State W, 32-0
Stevens W, 10-0
Lafayette W, 6-4
Lafayette W, 16-0
Cornell W, 4-0

1889 (8-3-2)
Princeton L, 0-16
Princeton L, 4-16
Haverford W, 60-0
PennsylvaniaL, 4-6
Lafayette W, 17-10
Columbia W, 51-6
Penn State W, 106-0
Lafayette T, 6-6
PennsylvaniaW, 8-0
Wesleyan T, 11-11
Navy W, 26-6
Johns HopkinsW, 40-0
Virginia W, 26-12

1890 (6-4)
Swarthmore W, 50-0
Yale L, 0-26
PennsylvaniaL, 0-8
Princeton L, 0-50
Lafayette W, 30-0
Rutgers W, 4-2
College AC W, 60-6
Lafayette W, 66-6
PennsylvaniaL, 14-17
Navy W, 24-4

1891 (7-6)
Bucknell W, 62-4
Penn State W, 24-2
Princeton L, 0-18
F&M W, 22-0
Princeton L, 0-30
Rutgers W, 22-0
PennsylvaniaL, 01-42
Yale L, 0-38
Lafayette W, 22-4
Cornell L, 0-24
Lafayette W, 6-2
PennsylvaniaL, 0-32
Lafayette W, 16-2

J.A. Harwell
(1 season)
1892
Swarthmore W, 51-0
Princeton L, 0-16
Orange AC L, 4-8
Princeton L, 0-50
Cornell L, 0-76
Lafayette L, 0-47
PennsylvaniaL, 0-4
Lafayette W, 15-69
Pitt. AC W, 21-0

H.S. Graves
(1 season)
1893 (7-3)
Dickinson W, 52-0
Princeton L, 0-12
Army W, 18-0
PennsylvaniaL, 6-32
Princeton L, 6-28
Navy W, 12-6
Lafayette W, 22-6
Cornell W, 14-0
Lafayette W, 10-0
No. Carolina W, 34-0

W.W. Heffelfinger
(1 season)
1894 (6-8)
Rutgers W, 24-0
Princeton L, 0-8
Swarthmore W, 33-0
Yale L, 0-34
PennsylvaniaL, 0-30
Carlisle W, 22-12
Princeton L, 0-32
Orange AC L, 0-14
No. Carolina W, 24-63
Navy L, 0-10
Yale L, 0-50
Lafayette L, 0-28
Lafayette W, 11-8
Cornell W, 6-4

L.T. Bliss
(1 season)
1895 (3-5)
Rutgers W, 25-0
PennsylvaniaL, 0-54
Princeton L, 0-16
Orange AC L, 0-2
Lafayette L, 12-21
Navy W, 6-4
Balt. AC W 10-0

L.N. Morris
(1 season)
1896 (2-5)
Princeton L, 0-16
Rutgers W, 44-0
PennsylvaniaL, 0-34
Brown L, 0-16
Michigan L, 0-40
Navy L, 10-24
Md. AC W, 26-0

S.M. Hammond
(1 season)
1897 (3-7)
Princeton L, 0-43
PennsylvaniaL, 0-58
Williams W, 5-0
Dickinson W, 5-0
Bucknell L, 20-28
Lafayette L, 0-34
Army L, 6-48
NYU W, 42-0
Navy L, 6-28
Lafayette L, 0-22

H. Thompson
(2 seasons)
1898 (3-6-1)
Rutgers W, 12-0
Princeton L, 0-21
NYU L, 0-10
PennsylvaniaL, 0-40
Army L, 0-18
Bucknell T, 0-0
Lafayette W, 22-0
Navy L, 5-6
Md. AC W, 5-0
Lafayette L, 5-11

1899 (2-9)
Penn L, 0-20
Rutgers W, 10-0
Bucknell L, 0-5
Cornell L, 0-6
Princeton L, 0-17
NYU W, 50-0
Lafayette L, 0-17
Newark AC L, 0-10
Navy L, 0-24
Lafayette L, 0-35
Virginia L, 0-10

Walter Okeson
(1 season)
1900 (4-6)
Penn L, 6-27
Princeton L, 5-12
Bucknell W, 12-6
Rutgers W, 21-0
Navy L, 0-15
Lafayette L, 0-35
Haverford W, 11-10
Homestead L, 0-50
Lafayette L, 0-18
Swarthmore W, 18-0

J.W.H. Pollard
(1 season)
1901 (1-11)
Penn L, 0-28
Buffalo L, 0-16
Princeton L, 0-35
Swarthmore L, 5-6
Navy L, 0-18
Bucknell L, 0-12

Lafayette L, 0-29
Cornell L, 0-30
Haverford W, 21-5
Penn State L, 0-38
Lafayette L, 0-41
Georgetown L, 0-22

S.B. Newton
(4 seasons)
1902 (7-3-1)
Penn L, 0-12
Princeton L, 0-23
Rutgers W, 34-0
Navy T, 5-5
NYU W, 46-0
Union W, 41-0
Haverford W, 39-0
Virginia W, 34-6
Dickinson L, 0-11
Lafayette W, 6-0
Swarthmore W, 41-0

1903 (9-2-1)
Albright W, 83-0
Manhattan W, 40-0
Penn L, 0-16
Swarthmore W, 10-5
Princeton L, 0-12
Villanova W, 71-0
Ursinus W, 41-0
Dickinson W, 17-0
Cornell T, 0-0
SusquehannaW, 45-0
Lafayette W, 12-6
Georgetown W, 12-6

1904 (1-8)
Albright W, 37-0
Swarthmore L, 0-20
Penn L, 0-24
Haverford L, 0-6
Princeton L, 0-60
Dickinson L, 0-6
Cornell L, 5-50
Syracuse L, 4-32
Lafayette L, 6-40

1905 (6-7)
Albright W, 29-0
Penn L, 0-35
Medico Chi. W, 23-0
NYU W, 11-2
Princeton L, 5-29
Haverford W, 6-5
F&M W, 23-6
Syracuse L, 0-17
Gallaudet W, 56-0
Dickinson L, 0-18
Ursinus L, 0-12
Lafayette L, 0-53
Wash.&Jeff. L, 0-24

Bryon Dixon
(4 seasons)
1906 (5-5-1)
Albright W, 21-0
PennsylvaniaL, 6-32
G. WashingtonW, 6-0
Princeton L, 0-52
Haverford L, 0-5
Navy L, 0-11
F&M W, 33-0
Dickinson T, 0-0
NYU W, 27-11
Ursinus W, 15-5
Lafayette L, 0-33

1907 (6-2-1)
Muhlenberg W, 29-0
Jefferson W, 34-0
Rutgers W, 16-6
Medico Chi W, 22-0
Ursinus W, 27-0
Dickinson T, 6-6
Haverford L, 4-11
Lafayette L, 5-22
Carnegie Tech W, 21-0

1908 (4-3)
Stevens W, 5-0
Rutgers W, 12-0
Navy L, 0-16
Wash.&Jeff. L, 6-18
Haverford W, 9-0
Ursinus L, 2-11
Lafayette W, 11-5

1909 (4-3-2)
Lebanon ValleyW, 24-0
F&M L, 0-10
Ursinus T, 6-6,
Virginia W, 11-7
Army L, 0-18
Carnegie TechW, 18-11
Haverford W, 18-0
NYU T, 6-6
Lafayette L, 0-1

Howard Reiter
(2 seasons)
1910 (2-6-1)
W. MarylandW, 10-0
Stevens T, 0-0
Haverford L, 0-5
Army L, 0-28
Swarthmore L, 8-15
Navy L, 0-30
Carnegie TechW, 25-0
Lafayette L, 0-14
Georgetown L, 3-6

1911 (5-5-1)
Lebanon Val. W, 44-0
W. MarylandW, 11-5
Bucknell L, 0-3
Princeton T, 6-6
Ursinus W, 5-0
Army L, 0-20
Haverford W, 12-0
Swarthmore L, 2-9
F&M W, 8-0
Lafayette L, 0-11
Georgetown L, 3-28

Tom Keady
(9 seasons)
1912 (9-2)
Albright W, 33-0
Delaware W, 45-0
Princeton L, 0-35
Navy W, 14-0
Haverford W, 55-0
Ursinus W, 12-0
Carlisle L, 14-34
Swarthmore W, 3-0
Muhlenberg W, 7-3
Lafayette W, 10-0
F&M W, 29-0

1913 (5-3)
Albright W, 64-0
Carlisle L, 7-21
Yale L, 0-37
Muhlenberg W, 7-0
Navy L, 0-39
Swarthmore W, 50-0
Haverford W, 17-3
Lafayette W, 7-0

1914 (8-1)
F&M W, 12-0
Carlisle W, 21-3
Yale L, 3-20
Carnegie Tech W, 24-20
Muhlenberg W, 27-0
Johns Hopkins W, 33-0
Penn State W, 20-7
Villanova W, 10-0
Lafayette W, 17-1

1915 (6-4)
Ursinus W, 20-0
Carlisle W, 14-0
Yale L, 6-7
Albright W, 27-0
Muhlenberg W, 20-0
Gettysburg W, 29-0
Penn State L, 0-7
Lebanon Val. W, 30-9
Lafayette L, 6-35
Wash.&Jeff. L, 3-27

1916 (6-2-1)
Ursinus W, 21-0
Albright W, 61-6
Yale L, 0-12
Catholic U W, 27-7
Lebanon Val. T, 3-3
Muhlenberg W, 9-0
Penn State L, 7-10
F&M W, 27-7
Lafayette W, 17-0

1917 (7-2)
US 7th Inf. W, 7-0
Ursinus W, 13-7
Pittsburgh L, 0-41
Georgetown L, 6-17
Lebanon Val. W, 34-7
Muhlenberg W, 47-0
Penn State W, 9-0
Pmc W, 34-7
Lafayette W, 78-0

1918 (3-3)
Navy Yard W, 6-0
Marines L, 6-12
Rutgers L, 0-39
Muhlenberg W, 54-0
Penn State L, 6-7
Lafayette W, 17-0

1919 (6-3)
Villanova W, 47-0
Ursinus W, 13-0
Rutgers W, 19-0
NY State W, 51-0
Carnegie TechW, 16-0,
Pittsburgh L, 0-14
Penn State L, 7-20
Muhlenberg W, 33-7
Lafayette L, 6-10

YEAR-BY-YEAR RESULTS

1920 (5-2-2)
Lebanon Valley W, 28-0
West Virginia T, 7-7
Rutgers W, 9-0
Rochester W, 41-0
Wash.&Jeff. L, 0-47
Carnegie Tech W, 17-06
Muhlenberg W, 56-0
Penn State T, 7-7
Lafayette L, 7-27

Frank Glick

(1 season)
1921 (4-4)
Susquehanna W, 22-0
Rutgers W, 7-0
Penn State L, 7-28
Wash.&Jeff L, 7-14
West Virginia W, 21-14
Muhlenberg L, 13-14
Lebanon Valley W, 55-7
Lafayette L, 6-28

Jim Baldwin

(3 seasons)

1922 (3-5-1)
Gettysburg T, 0-0
St. Francis W, 37-0
Rutgers L, 7-13
Brown L, 2-6
Muhlenberg W, 26-7
Colgate L, 6-35
Bucknell L, 0-14
Lebanon Val. W, 6-2,
Lafayette L, 0-3

1923 (6-2-1)

Gettysburg W, 29-6
Rutgers L, 0-10
Fordham W, 7-0
Muhlenberg W, 13-3
Carnegie Tech W, 13-6
Bucknell T, 7-7
Alfred W, 21-0
Lafayette L, 3-13
Brown W, 12-6

1924 (4-1-3)

Gettysburg W, 12-0
Princeton L, 0-0
Dickinson W, 15-6
Muhlenberg W, 5-0
Rutgers T, 13-13
Holy Cross T, 3-63
Villanova W, 14-7
Lafayette L, 0-7

Percy Wendell

(3 seasons)

1925 (3-5-1)
Gettysburg T, 7-7
Drexel W, 38-0
WV Wesleyan W, 3-0
Rutgers W, 7-0
Muhlenberg L, 7-9
Georgetown L, 0-40
Villanova L, 0-6
Lafayette L, 0-14
Carnegie Tech L, 0-36

1926 (1-8)

St. John's L, 0-7
Gettysburg L, 6-15
Brown L, 0-32
Marines L, 0-14

Princeton L, 6-7
Muhlenberg L, 6-31
Bucknell L, 0-27
Rutgers W, 14-0
Lafayette L, 0-35

1927 (1-7-1)

St. John's T, 0-0
Ursinus W, 6-0
Princeton L, 0-42
Swarthmore L, 10-12
Villanova L, 0-54
Muhlenberg L, 3-13
Bucknell L, 6-20
Rutgers L, 6-12
Lafayette L, 0-43

Austin Tate

(6 seasons)

1928 (3-6)
St. John's W, 13-0
PMC W, 14-7
Gettysburg L, 0-7
Princeton L, 0-47
Muhlenberg W, 13-7
Harvard L, 0-39
Bucknell L, 0-40
Rutgers L, 3-7
Lafayette L, 14-37

1929 (4-3-2)

Johns Hopkins W, 26-0
PMC T, 20-20
Gettysburg L, 7-7
St. John's W, 57-20
Pennsylvania L, 7-10
Muhlenberg W, 28-7
Princeton L, 0-20
Rutgers L, 0-14
Lafayette W, 13-12

1930 (4-5)

Ursinus W, 12-0
PMC W, 25-0
Johns Hopkins W, 19-12
Gettysburg L, 0-14
Pennsylvania L, 0-40
Muhlenberg L, 0-24
Princeton W, 13-9
Rutgers L, 13-14
Lafayette L, 6-16

1931 (3-7)

Ursinus L, 7-12
PMC W, 13-0
Johns Hopkins L, 12-20
Pennsylvania L, 0-32
Brown L, 0-33
Muhlenberg W, 33-0
Princeton W, 19-7
Rutgers L, 12-26
Lafayette L, 7-13
Penn State L, 0-31

1932 (2-6-1)

Drexel T, 13-13
Columbia L, 6-14
PMC W, 7-0
Johns Hopkins L, 6-12
Pennsylvania L, 6-33
Muhlenberg W, 25-6
Princeton L, 0-53
Rutgers L, 6-37
Lafayette L, 6-25

1933 (2-6)

Drexel W, 19-0
Columbia L, 0-39
Johns Hopkins W, 14-7
Penn State L, 0-33
Rutgers L, 0-27
Harvard L, 0-27
Muhlenberg L, 0-10
Lafayette L, 12-54

Glen Harneson

(8 seasons)

1934 (4-4)
Haverford W, 52-7
Johns Hopkins W, 7-6
Penn State L, 0-31
Rutgers L, 0-45
Gettysburg L, 0-14
Princeton L, 0-54
Muhlenberg W, 13-0
Lafayette W, 13-7

1935 (5-4)

Upsala W, 16-7
Haverford W, 21-0
Dickinson W, 26-0
Penn State L, 0-26
Rutgers L, 6-27
Gettysburg L, 14-21
Muhlenberg W, 26-6
Princeton L, 0-27
Lafayette W, 48-0

1936 (6-2)

Case W, 16-7
Dickinson L, 6-20
Johns Hopkins W, 20-0,
Penn State W, 7-6
Gettysburg L, 7-10
Rutgers W, 19-0
Muhlenberg W, 26-6
Lafayette W, 18-0

1937 (1-8)

Case L, 7-14
Boston U L, 6-33
Johns Hopkins W, 32-0
Penn State L, 7-14
Gettysburg L, 6-19
Rutgers L, 0-34
NYU L, 0-13
Muhlenberg L, 7-18
Lafayette L, 0-6

1938 (2-5-2)

PMC W, 16-13
Boston U T, 6-6
Case T, 0-0
Penn State L, 6-59
Delaware W, 33-0
Rutgers L, 0-13
NYU L, 0-45
Muhlenberg L, 0-20
Lafayette L, 0-6

1939 (3-6)

Alfred L, 0-7
Case L, 13-20
Penn State L, 7-49
Buffalo W, 22-0
Rutgers L, 6-20
Haverford W, 20-13
Muhlenberg L, 0-23
Delaware W, 39-7
Lafayette L, 13-29

1940 (2-7)

Virginia L, 0-32
Case L, 6-25
Penn State L, 0-34
Rutgers L, 0-34
Hamp-Sydney W, 12-7
Haverford L, 7-18
Muhlenberg L, 6-20
Lowell Textile W, 40-7
Lafayette L, 0-46

1941 (0-6-3)

Hartwick T, 13-13
Case L, 26-33
Rutgers L, 6-16
Ursinus T, 0-0
Penn State L, 6-40
Buffalo T, 0-0
Muhlenberg L, 2-7
Virginia L, 0-34
Lafayette L, 7-47

George Hoban

(1 season)

1942 (5-2-1)
Yale L, 6-33
Penn State L, 3-19
PMC W, 13-0
Rutgers W, 28-10
Hamp-Sydney W, 51-6
Muhlenberg W, 22-6
Dickinson W, 7-0
Lafayette T, 7-7

Leo Prendergast

(3 seasons)

1943 (0-5-1)
Carnegie Tech T, 0-0
Lafayette L, 7-39
Rutgers L, 6-26
West Virginia L, 6-53
Rutgers L, 0-20
Lafayette L, 0-58

1944 (0-6)

Lafayette L, 0-44
Drexel L, 6-13
Rutgers L, 6-19
West Virginia L, 0-71
Lafayette L, 0-64
Rutgers L, 6-15

1945 (2-4)

Muhlenberg W, 6-0
Connecticut L, 6-33
Rutgers L, 0-25
NYU L, 0-19
Drexel W, 14-9
Lafayette L, 0-7

Bill Leckonby

(16 seasons)

1946 (2-6)
Kings Point W, 7-0
Gettysburg L, 14-19
Dickinson L, 6-7
Connecticut W, 10-0
Muhlenberg L, 7-40
NYU L, 3-13
Rutgers L, 6-55
Lafayette L, 0-13

1947 (5-4)

Cornell L, 0-27
Case W, 21-63
Drexel W, 7-0
Gettysburg W, 9-7
Rutgers L, 13-46
Muhlenberg L, 14-21
Kings Point W, 20-6
Carnegie Tech W, 27-2
Lafayette L, 0-7

1948 (5-4)

F&M L, 12-13
Case W, 26-18
Drexel W, 45-0
Gettysburg W, 14-13
Rugers L, 6-20
NYU L, 20-21
Muhlenberg W 35-20,
Carnegie Tech W, 20-0
Lafayette L, 13-23

1949 (6-3)

F&M W, 53-0
Case W, 39-07
Rutgers L, 27-40
Gettysburg W, 33-20
Brown L, 0-48
NYU W, 21-6
Muhlenberg W, 22-20
Carnegie Tech W, 48-20
Lafayette L, 12-21

1950 (9-0)

Delaware W, 21-0
Case W, 21-20
Bucknell W, 27-6
Gettysburg W, 49-6
Dartmouth W, 16-14
Rutgers W, 21-18
Muhlenberg W, 42-13
Carnegie Tech W, 66-0
Lafayette W, 38-0

1951 (7-2)

Delaware L, 0-7
Williams W, 20-6
Bucknell L, 7-47
Gettysburg W, 9-7
Rutgers W, 21-6
New York U W, 25-20
Muhlenberg W, 3-2
Carnegie Tech W, 34-7
Lafayette W, 32-0

1952 (5-4)

New York U L, 7-10
Delaware W, 6-7
Buffalo L, 26-7
Gettysburg W, 15-7
Boston U W, 20-29
Bucknell W, 6-28
Muhlenberg W, 26-13
Carnegie Tech W, 26-6
Lafayette W, 14-7

1953 (4-5)

Columbia L, 7-14
Delaware L, 13-26
Buffalo W, 27-0
Gettysburg L, 7-22
Boston U L, 12-52
Bucknell W, 20-6
Muhlenberg W, 13-0
Carnegie Tech W, 26-13
Lafayette L, 0-46

1954 (2-5-2)

Virginia L, 21-27
Delaware L, 0-21
Bucknell L, 46-48
Gettysburg W, 20-6
Rutgers W, 33-13
Brown L, 6-34
Muhlenberg T, 20-20
Carnegie Tech T, 13-13
Lafayette L, 0-46

1955 (7-2)

Cornell L, 6-14
Delaware W, 19-13
Bucknell W, 27-20
Gettysburg W, 21-18
Rutgers W, 21-14
Temple W, 27-14
VMI W, 39-0
Albright W, 51-19
Lafayette L, 6-35

1956 (7-2)

Gettysburg W, 26-7
Delaware L, 7-33
Bucknell W, 25-6
VMI W, 27-20
Virginia L, 12-24
Rutgers W, 27-13
Temple W, 21-0
Albright W, 34-14
Lafayette W, 27-10

1957 (8-1)

Delaware W, 19-69
West Reserve W, 27-6
Gettysburg W, 20-7
Rutgers W, 13-7
Columbia W, 40-6
Bucknell W, 27-0
VMI L, 7-12
Buffalo W, 27-7
Lafayette W, 26-13

1958 (3-3-3)

Delaware W, 8-7
Gettysburg T, 14-14
Harvard L, 0-20
West Reserve W, 47-0
Rutgers L, 13-44
Bucknell W, 35-14
VMI T, 7-7
Davidson L, 26-34
Lafayette T, 14-14

1959 (4-5)

Delaware L, 7-12
Cornell L, 6-13
Gettysburg W, 15-14
Tufts W, 63-0
Rutgers L, 0-23
Bucknell W, 14-0
VMI L, 6-7
Davidson W, 14-0
Lafayette L, 6-28

1960 (4-5)

Delaware W, 27-14
Colgate W, 39-22
Gettysburg W, 52-21
Tufts L, 0-14
Rutgers L, 0-8
Bucknell L, 6-18
VMI L, 14-18
Davidson L, 18-21
Lafayette W, 26-3

YEAR-BY-YEAR RESULTS

1961 (7-2)
 Delaware L, 6-14
 Harvard W, 22-17
 Gettysburg W, 20-6
 Kings Point W, 20-6
 Rutgers L, 15-32
 Columbia W, 14-7
 Colgate W, 20-15
 Bucknell W, 12-7
 Lafayette W, 17-14

1962 (3-6)
 Delaware L, 0-27
 Harvard L, 7-27
 Gettysburg W, 20-3
 Bucknell L, 6-32
 Rutgers L, 13-29
 Columbia L, 15-22
 Colgate L, 0-13
 Kings Point W, 18-0
 Lafayette W, 13-6

1963 (1-8)
 Delaware L, 0-30
 Cornell L, 0-24
 Gettysburg L, 20-24
 Rutgers L, 6-30
 Columbia L, 21-42
 Colgate L, 6-20
 Davidson L, 3-7
 Bucknell L, 12-34
 Lafayette W, 15-8

1964 (1-7-1)
 Pennsylvania L, 6-13
 Yale L, 0-54
 Rutgers L, 7-20
 Gettysburg L, 7-39
 Delaware L, 8-46
 Colgate L, 0-41
 Davidson W, 13-10
 Bucknell L, 0-3
 Lafayette T, 6-6

**Fred Dunlap
 (11 seasons)**

1965 (1-8)
 Pennsylvania L, 14-20
 Cornell L, 13-49
 Rutgers L, 0-6
 Gettysburg L, 17-26
 Delaware L, 21-42
 Furman L, 15-27
 Davidson L, 23-37
 Bucknell L, 0-41
 Lafayette W, 20-14

1966 (0-9)
 Pennsylvania L, 28-38
 Drexel L, 9-12
 Rutgers L, 14-42
 Gettysburg L, 13-31
 Delaware L, 0-41
 Colgate L, 15-21
 Davidson L, 27-34
 Bucknell L, 0-45
 Lafayette L, 0-16

1967 (1-8)
 Ithaca W, 50-20
 Pennsylvania L, 23-35
 Rutgers L, 7-14
 Bucknell L, 13-14
 Gettysburg L, 7-14
 Furman L, 15-38

Colgate L, 7-20
 Delaware L, 10-33
 Lafayette L, 0-6

1968 (3-7)
 Drexel W, 59-21
 Citadel L, 12-28
 Wittenberg L, 14-37
 Rutgers L, 26-39
 Pennsylvania L, 0-34
 Gettysburg W, 34-14
 Colgate L, 11-27
 Delaware L, 13-37
 Bucknell L, 27-31
 Lafayette W, 21-6

1969 (4-5-1)
 Citadel L, 16-41
 Ithaca W, 55-7
 Wittenberg L, 13-21
 Rutgers W, 17-7
 Pennsylvania L, 7-13
 Gettysburg L, 24-36
 Colgate T, 14-14
 Delaware L, 14-42
 Bucknell W, 7-3
 Lafayette W, 36-19

1970 (4-6)
 C.W. Post W, 7-0
 Pennsylvania L, 0-24
 Cornell L, 14-41
 Rutgers W, 7-0
 Drexel L, 0-6
 Gettysburg W, 34-15
 Colgate L, 12-21
 Delaware W, 36-13
 Bucknell L, 20-24
 Lafayette L, 28-31

1971 (8-3)
 Hofstra W, 28-0
 C.W. Post W, 24-14
 Pennsylvania L, 14-28
 Vermont W, 49-8
 Rutgers W, 35-14
 Drexel W, 48-20
 Gettysburg W, 50-0
 Colgate L, 21-30
 Delaware L, 22-49
 Bucknell W, 23-0
 Lafayette W, 48-19

1972 (5-6)
 Hofstra W, 44-13
 Delaware L, 22-28
 Rutgers L, 13-41
 Vermont W, 26-20
 Army L, 21-26
 Bucknell W, 21-0
 Pennsylvania L, 27-30
 Gettysburg L, 28-30
 Colgate L, 34-42
 Rochester W, 38-14
 Lafayette W, 14-6

1973 (7-4-1)
 Hofstra W, 49-0
 Connecticut W, 22-20
 Rutgers L, 13-31
 Delaware L, 9-21
 Cornell T, 7-7
 Bucknell W, 42-15
 Pennsylvania L, 20-27
 Gettysburg W, 43-15

Colgate W, 58-26
 Rochester W, 42-0
 Lafayette W, 45-13
 W. Kentucky! L, 16-26

1974 (7-3)
 Hofstra W, 40-0
 Colgate W, 33-12
 Pennsylvania L, 18-28
 Rutgers L, 16-37
 Delaware L, 7-14
 Maine W, 35-26
 Gettysburg W, 14-6
 Davidson W, 53-6
 Bucknell W, 33-7
 Lafayette W, 57-7

1975 (9-3)
 Millersville W, 27-18
 Army L, 32-54
 Pennsylvania W, 34-23
 Gettysburg W, 56-22
 Rutgers W, 34-20
 Delaware W, 35-23
 Maine W, 21-14
 Colgate W, 38-6
 Davidson W, 37-19
 Bucknell L, 25-32
 Lafayette W, 40-14
 UNH!@ L, 21-35

**John Whitehead
 (10 seasons)**

1976 (6-5)
 Kutztown W, 29-6
 Baldwin-Wallace W, 21-14
 Pennsylvania W, 24-20
 Yale L, 6-21
 Bucknell L, 0-3
 Rutgers L, 21-28
 Maine W, 24-0
 Gettysburg W, 56-15
 Virginia L, 20-21
 C.W. Post W, 17-10
 Lafayette L, 17-21

1977 (12-2)
 NCAA Division II
 National Champions
 Connecticut W, 49-0
 Baldwin-Wallace L, 16-28
 Pennsylvania W, 19-7
 Davidson W, 43-7
 Rhode Island W, 42-16
 Rutgers L, 0-20
 VMI W, 30-20
 Bucknell W, 47-13
 Gettysburg W, 47-0
 C.W. Post W, 36-10
 Lafayette W, 35-17
 UMass! W, 30-23
 Cal-Davis! W, 39-30
 Jacksonville St.#!W, 33-0

1978 (8-3)
 West Chester W, 23-20
 Slippery Rock W, 17-0
 Colgate W, 38-7
 Penn L, 13-21
 Delaware W, 27-17
 Davidson W, 27-21
 VMI W, 14-10
 Bucknell L, 6-13
 C.W. Post W, 24-22
 Maine L, 18-21
 Lafayette W, 25-15

1979 (10-3)
 NCAA Division I-AA
 Runner-Up
 West Chester W, 12-7
 Slippery Rock W, 44-9
 Colgate L, 3-10
 Penn W, 31-7
 Delaware L, 14-21
 Davidson W, 10-0
 UNH W, 16-3
 Bucknell W, 14-13
 C.W. Post W, 17-0
 Maine W, 12-6
 Lafayette W, 24-3
 Murray St.\$ W, 28-9
 E. Kentucky% L, 7-30

1980 (9-1-2)
 Maine W, 37-6
 Colgate T, 17-17
 Penn W, 35-6
 Delaware W, 27-20
 Army T, 24-24
 Davidson W, 49-14
 Bucknell W, 13-0
 J. Madison W, 31-14
 Rhode Island W, 23-10
 Northeastern W, 42-19
 Lafayette W, 32-0
 E. Kentucky\$ L, 20-23

1981 (8-3)
 Maine W, 24-10
 Colgate L, 14-27
 Penn W, 58-0
 Delaware W, 24-21
 Connecticut W, 21-17
 UNH L, 12-13
 Bucknell W, 18-0
 Davidson W, 69-7
 Millersville W, 40-7
 Northeastern W, 23-20
 Lafayette L, 3-10

1982 (4-6)
 Maine L, 6-14
 Colgate L, 14-21
 Penn L, 17-20
 Delaware L, 19-20
 Connecticut W, 16-12
 UNH W, 20-17
 Bucknell W, 21-10
 Rhode Island L, 16-20
 E. Stroudsburg W, 25-7
 Lafayette L, 6-34

1983 (8-3)
 Northeastern W, 38-10
 Colgate L, 24-47
 Navy L, 0-30
 Delaware W, 24-19
 Connecticut W, 13-7
 UNH L, 28-52
 Army W, 13-12
 Bucknell W, 40-15
 UMass W, 21-20
 E. Stroudsburg W, 17-3
 Lafayette W, 22-14

1984 (5-6)
 UMass W, 21-14
 Connecticut W, 10-7
 Colgate L, 35-40
 Delaware W, 46-6
 Northeastern W, 25-14

Navy L, 14-31
 UNH L, 10-34
 Rhode Island L, 16-24
 Wm. & Mary L, 10-24
 Bucknell W, 21-15
 Lafayette L, 7-28

1985 (5-6)
 Indiana (Pa.) W, 49-41
 Connecticut L, 24-28
 Princeton W, 34-13
 Colgate L, 14-32
 Rhode Island L, 38-45
 UNH L, 17-31
 Delaware W, 16-14
 Wm. & Mary L, 29-31
 West Chester L, 17-20
 Bucknell W, 19-0
 Lafayette W, 24-19

**Hank Small
 (8 seasons)**

1986 (5-6)
 at Holy Cross L, 14-17
 Colgate W, 41-39
 at Navy L, 0-41
 Northeastern L, 20-34
 Wm. & Mary L, 38-44
 Princeton W, 48-28
 at Delaware L, 17-28
 at Towson St. W, 26-21
 West Chester W, 18-13
 Bucknell W, 17-7
 at Lafayette L, 23-28

1987 (5-5-1)
 Davidson W, 47-0
 at Navy W, 24-9
 Holy Cross L, 6-63
 at Wm. & Mary L, 27-28
 at Colgate W, 7-6
 at Princeton L, 15-16
 Delaware L, 24-28
 at Columbia W, 26-10
 Brown L, 7-10
 at Bucknell T, 21-21
 Lafayette W, 17-10

1988 (6-5)
 at Davidson W, 43-20
 at Wm. & Mary L, 6-14
 at Dartmouth W, 41-16
 Cornell W, 27-14
 Colgate W, 24-19
 at Holy Cross L, 24-48
 Towson St. W, 27-22
 Columbia W, 56-27
 Bucknell L, 32-35
 at Northeastern L, 26-33
 at Lafayette L, 45-52

1989 (5-6)
 Fordham W, 42-7
 UMass L, 23-42
 at Yale L, 17-33
 Towson St. W, 48-39
 at Harvard W, 50-28
 Bucknell W, 52-6
 Northeastern W, 33-13
 Wm. & Mary L, 39-55
 at Colgate L, 30-46
 Holy Cross L, 16-55
 Lafayette L, 21-36

1990 (7-4)
 Fordham W, 35-3
 at Dartmouth W, 35-14
 at Dartmouth L, 14-33
 Columbia W, 42-9
 at Penn W, 22-16
 at Northeastern W, 28-13
 at Holy Cross L, 22-34
 at Wm. & Mary L, 17-38
 Colgate W, 52-7
 Bucknell L, 27-30
 at Lafayette W, 35-14

1991 (9-2)
 at Fordham W, 32-7
 at Connecticut W, 35-19
 at Columbia W, 22-9
 Dartmouth W, 30-28
 Northeastern W, 35-22
 Penn W, 28-17
 Holy Cross L, 42-43
 Wm. & Mary W, 41-37
 at Colgate L, 21-22
 at Bucknell W, 41-13
 Lafayette W, 36-18

1992 (3-8)
 Fordham W, 16-14
 UNH L, 14-28
 at Cornell L, 23-29
 Princeton L, 28-38
 at Northeastern L, 28-42
 at Brown W, 31-24
 Colgate L, 13-14
 at Holy Cross L, 25-28
 Bucknell W, 38-16
 at Lafayette L, 29-32

1993 (7-4)
 Patriot League
 Champions
 at Delaware L, 21-62
 at Fordham W, 24-6
 Hofstra W, 31-24
 Brown W, 42-35
 Cornell W, 35-13
 at Princeton L, 23-31
 at Colgate W, 36-32
 Holy Cross W, 17-10
 at Bucknell L, 27-32
 at Idaho L, 14-77
 Lafayette W, 39-14

**Kevin Higgins
 (7 seasons)**

1994 (5-5-1)
 Fordham W, 38-7
 at Buffalo W, 48-19
 Columbia T, 28-28
 at Cornell L, 17-21
 at Yale W, 36-32
 at UNH L, 10-42
 Bucknell L, 27-31
 Colgate W, 25-22
 Delaware L, 29-45
 at Holy Cross W, 29-13
 at Lafayette L, 20-54

YEAR-BY-YEAR RESULTS

1995 (8-3)
Patriot League
Champions
at Army L, 9-42
at Colgate W, 20-9
Yale W, 21-10
UNH L, 14-35
at Bucknell W, 30-23,
at Columbia W, 37-35
Cornell W, 34-23
at UMass L, 36-44
at Fordham W, 17-0
Holy Cross W, 51-21
Lafayette W, 37-30
(2OT)

1996 (5-6)
at Delaware L, 7-49
Fordham W, 20-14
Buffalo L, 20-34
Dartmouth L, 14-21
at Princeton W, 20-14
at UNH L, 27-42
at Penn W, 28-24
Bucknell L, 6-7
at Holy Cross W, 20-10
Colgate L, 23-30
at Lafayette W, 23-19

1997 (4-7)
at Fordham L, 35-42(OT)
at Towson W, 16-14
Harvard L, 30-35
at Colgate L, 28-61
Penn W, 24-7
at Hofstra L, 38-45
at Dartmouth W, 46-26
at Bucknell L, 14-21
Holy Cross L, 14-20
Delaware L, 19-24
Lafayette W, 43-31

1998 (12-1)
Patriot League
Champions
Fordham W, 31-6
at St. Mary's W, 22-16
Princeton W, 31-24
at Harvard W, 21-17
at Columbia W, 20-19
Towson W, 55-7
at Holy Cross W, 24-14
Wofford W, 26-0
Colgate W, 41-22
Bucknell W, 49-7
at Lafayette W, 31-7
at Richmond\$ W, 24-23
at UMass\$ L, 21-27

1999 (10-2)
Patriot League
Co-Champions
at Fordham W, 49-7
Monmouth W, 56-10
at Princeton W, 31-0
Columbia W, 63-13
at Dartmouth W, 30-14
at Delaware W, 42-35
Holy Cross W, 62-8
Towson W, 44-39
at Colgate L, 24-28
at Bucknell W, 48-27
Lafayette W, 14-12
at Hofstra\$ L, 12-27

2000 (12-1)
Patriot League
Champions
at Wofford W, 34-14
Penn W, 17-10
at Princeton W, 20-18
Cornell W, 35-16
at Towson W, 42-21
at Harvard W, 45-13
Bucknell W, 21-14
at Holy Cross W, 21-6
Colgate W, 20-14
Fordham W, 51-17
at Lafayette W, 31-17
at W. Illinois\$ W, 37-7
at Delaware\$ L, 22-47

Pete Lembo
(5 seasons)
2001 (11-1)
Patriot League
Champions
at Georgetown W, 41-14
at Penn (Cancelled)
Princeton W, 34-10
C.Conn. St. W, 58-10
at Cornell W, 38-35
Towson W, 47-12
at Fordham W, 31-21
Holy Cross W, 47-14
at Colgate W, 25-22
at Bucknell W, 21-14
Lafayette W, 41-6
Hofstra\$^ W, 27-24 (OT)
at Furman L, 17-34

2002 (8-4)
at Buffalo W, 37-26
Georgetown W, 69-0
Princeton W, 31-24
at Penn L, 24-21
Harvard W, 36-35
at Towson L, 23-19
Yale W, 14-7
at Holy Cross W, 21-12
at Fordham W, 26-23(OT)
Colgate L, 28-14
at Lafayette L, 14-7

2003 (8-3)
Holy Cross W, 38-20
Fordham W, 23-16
at Princeton W, 28-13
Penn L, 31-24
at Connecticut L, 35-17
St. Mary's W, 35-7
at Georgetown W, 45-24
Towson W, 35-3
at Colgate L, 17-10
at Bucknell W, 45-9
Lafayette W, 30-10

2004 (9-3)
Patriot League
Co-Champions
Stony Brook W, 25-2
Villanova L, 22-16
at Liberty W, 34-16
Albany W, 44-14
at Holy Cross W, 42-14
at Yale W, 30-24
Bucknell W, 40-17
Colgate W, 21-14
at Georgetown W, 49-18
Fordham W, 21-14

at Lafayette L, 10-24
JMU\$^ L, 14-13
2005 (8-3)
Monmouth W, 54-26
at Delaware L, 33-34
at VMI W, 28-26
at Harvard W, 49-24
Holy Cross L, 10-13
Yale W, 28-21 (OT)
at Bucknell W, 42-10
at Colgate W, 50-34
Georgetown W, 46-14
at Fordham W, 40-3
Lafayette L, 19-23

Andy Coen
(6+ seasons)
2006 (6-5)
Patriot League
Co-Champions
Albany L, 16-17
at Villanova W, 31-28
Princeton L, 10-14
Harvard L, 33-35
at Georgetown W, 28-3
at Yale L, 20-26 (OT)
Bucknell W, 38-7
at Holy Cross W, 28-14
Colgate W, 23-15
Fordham W, 45-14
at Lafayette L, 27-49

2007 (5-6)
Villanova L, 20-30
at Princeton W, 32-24
VMI W, 37-6
Harvard W, 20-13
at Fordham L, 18-28
at Yale L, 7-23
Holy Cross L, 10-59
Georgetown W, 45-0
at Colgate L, 7-21
at Bucknell W, 38-10
Lafayette L, 17-21

2008 (5-6)
Drake W, 19-0
at Villanova L, 14-33
at Princeton L, 7-10
Cornell L, 24-25
Fordham W, 45-24
at Harvard L, 24-27
at Holy Cross L, 21-35
at Georgetown W, 33-13
Colgate L, 33-34
Bucknell W, 31-15
at Lafayette W, 31-15

2009 (4-7)
C. Conn. St. L, 21-28
at Villanova L, 17-38
Princeton L, 14-17
Harvard L, 14-28
Georgetown W, 27-0
Yale L, 0-7
at Bucknell W, 35-16
at Colgate L, 20-27
Holy Cross L, 20-24
at Fordham W, 35-28
Lafayette W, 27-21
(OT)

2010 (10-3)
Patriot League
Champions
at Drake W, 28-14
Villanova L, 0-35
Princeton W, 35-22
at UNH L, 10-31
Fordham W, 21-17
Harvard W, 21-19
Bucknell W, 32-10
Colgate W, 44-14
at Holy Cross W, 34-17
at Georgetown W, 24-7
at Lafayette W, 20-13
at No. Iowa\$ W, 14-7
at Delaware\$ L, 20-42

2011 (11-2)
Patriot League
Champions
at Monmouth W, 49-24
UNH L, 41-48 (OT)
at Princeton W, 34-22
Liberty W, 27-24
Yale W, 37-7
at Bucknell W, 30-6
at Fordham W, 34-12
at Colgate W, 45-25
Holy Cross W, 14-7
Georgetown W, 34-12
Lafayette W, 37-13
at Towson\$ W, 40-38
at NDSU\$ L, 0-24

2012 (10-1)
Monmouth W, 27-21
at CCSU W, 35-14
Princeton W, 17-14
at Liberty W, 28-26
Fordham W, 34-31
Columbia W, 35-14
at Georgetown W, 17-14
Bucknell W, 42-19
at Holy Cross W, 36-35
Colgate L, 24-35
at Lafayette W, 38-21

2013 (8-3)
CCSU W, 48-41 (2 OT)
at Monmouth W, 28-25
at Princeton W, 29-28
UNH W, 34-27
at Fordham L, 52-34
at Columbia W, 24-10
Georgetown W, 45-24
at Bucknell L, 48-10
Holy Cross W, 34-20
at Colgate W, 31-14
Lafayette L, 50-28

2014 (3-7)
JMU L, 31-28
at UNH L, 45-27
at Yale L, 54-43
Monmouth L, 28-21
Bucknell L, 45-24
at Cornell W, 31-14
Fordham L, 48-27
at Georgetown W, 27-19
at Holy Cross L, 27-20
Colgate W, 30-27
vs. Lafayette
(at Yankee Stadium)

Key:
! - NCAA Division II
Playoffs
@ - at Taylor Stadium
- Pioneer Bowl
(Wichita Falls, Texas)
\$ - NCAA FCS
(Formerly I-AA)
Playoffs
% - Division I-AA
National Championship
Game (Orlando, Fla.)
^ - Playoff game at
Goodman Stadium

LEHIGH FOOTBALL AND THE NATIONAL FOOTBALL LEAGUE

Arizona Cardinals

Adam Bergen, TE, 2005-06

Atlanta Falcons

Kim McQuilken, QB, 1973-78
Horace Hamm, WR, 1992
Ryan Spadola, WR, 2014

Baltimore Ravens

Will Rackley, OL, 2014

Chicago Bears

Rabih Abdullah, RB, 2002-03

Cincinnati Bengals

Steve Kreider, WR, 1979-86
Kevin Jefferson, LB, 1994-96

Dallas Cowboys

Scott Semptimphelter, QB 1995-96
Adam Bergen, TE, 2007

Green Bay Packers

Horace Hamm, WR, 1993

Indianapolis Colts

Gerran Walker, WR, 2006

Jacksonville Jaguars

Phil Stambaugh, QB, 2001
Will Rackley, OL, 2011-13

Kansas City Chiefs

Rich Owens, DL, 2001-03

Miami Dolphins

Rich Owens, DL, 2001-03
Ryan Spadola, WR, 2013

New York Giants

Reed Bohovich, T, 1962-63
Jack Rizzo, RB, 1972
John Hill, C, 1972-74
Phil Stambaugh, QB, 2003

New York Jets

Ryan Spadola, WR, 2013

New Orleans Saints

John Hill, C, 1975-84
Phil Stambaugh, QB, 2000

Oakland Raiders

Nick Martucci, DL, 1998
Billy Boyko, LB, 2013

Pittsburgh Steelers

Jarrod Johnson, C/G, 1991
Gerran Walker, WR, 2007

San Diego Chargers

Jarrod Johnson, C/G, 1992

San Francisco 49ers

Pete Williams, T, 1958

Tampa Bay Buccaneers

Rabih Abdullah, RB, 1998-01

Washington Redskins

Rich Owens, DL, 1995-87
Kevin Jefferson, LB, 1998
Kim McQuilken, QB, 1978-80



Rabih Abdullah



Kim McQuilken

LEHIGH PLAYERS SELECTED IN THE NFL DRAFT

1949 - Stan Szymakowski - Back
24th Round (#240) Chicago Cardinals

1950 - Bob Numbers - Center
25th Round (#320) Pittsburgh Steelers

1951 - Dick Doyne - Back
4th Round (#42) Chicago Cardinals
- Dick Gabriel - Back
23rd Round (#272) Detroit Lions

1958 - Dan Nolan - Quarterback
4th Round (#40) Washington Redskins
- Pete Williams - Tackle
12th Round (#143) San Francisco 49ers

1959 - Joe Wenzel - End
22nd Round (#263) Cleveland Browns

1962 - Reed Bohovich - Tackle
9th Round (#125) New York Giants

1964 - Don Marshall - Tackle
19th Round (#262) Pittsburgh Steelers

1971 - Thad Jamula - Tackle
13th Round (#326) Cleveland Browns

1972 - John Hill - Center
6th Round (#132) New York Giants

1974 - Kim McQuilken - Quarterback
3rd Round (#69) Atlanta Falcons

1976 - Jerry Mullane - Linebacker
14th Round (#387) New York Giants

1978 - Mike Rieker - Quarterback
6th Round (#142) New Orleans Saints

1979 - Steve Kreider - Wide Receiver
6th Round (#139) Cincinnati Bengals

1995 - Rich Owens - Defensive End
5th Round (#152) Washington Redskins

2011 - Will Rackley - Offensive Line
3rd Round (#76) Jacksonville Jaguars



Adam Bergen
New England Patriots
Rabih Abdullah, RB, 2004-06



Rich Owens



Will Rackley